



KANE COUNTY

SCHEFLOW, Kious, Allan, Hernandez, Koppie, Silva, Starrett

PUBLIC SERVICE COMMITTEE

THURSDAY, FEBRUARY 21, 2019

County Board Room

Agenda

9:00 AM

Kane County Government Center, 719 S. Batavia Ave., Bldg. A, Geneva, IL 60134

1. **Call to Order**
2. **Approval of Minutes: January 17, 2019**
3. **Finance**
 - A. Financial Reports (attached)
4. **Recorder**
 - A. Monthly Report (attached)
5. **Treasurer / Collector**
 - A. Monthly Report (attached)
 - B. **Resolution:** Authorizing Contract for Credit Card and Electronic Payment Services (Kane County Collector)
 - C. **Resolution:** Authorizing Contract for Bill Preparation and Collection Services (Kane County Collector)
 - D. **Resolution:** Authorizing Contract for Delinquent Tax Notice Printing, Preparation, and Mailing Services (Kane County Collector)
6. **Supervisor of Assessments**
 - A. Monthly Report (attached)
7. **Regional Office of Education**
8. **County Clerk**
 - A. Monthly Report (attached)
9. **Other Business**
 - A. Discussion: Aurora Election Commission update
 - B. Public Service
10. **Executive Session (If Needed)**
11. **Reports Placed On File**
12. **Public Comments**
13. **Adjournment**

**Public Service Committee Revenue Report - Summary
Through January 31, 2019 (16.7% YTD)**

	Current Month Transactions	Total Amended Budget	YTD Actual Transactions	Total % Received
150 Treasurer/Collector	\$ -	\$ 1,710,195	\$ -	0.00%
001 General Fund	\$ -	\$ 1,541,000	\$ -	0.00%
150 Tax Sale Automation	\$ -	\$ 148,195	\$ -	0.00%
268 Sale & Error	\$ -	\$ 21,000	\$ -	0.00%
170 Supervisor of Assessments	\$ 5,324	\$ 86,387	\$ 10,648	12.33%
001 General Fund	\$ 5,324	\$ 86,387	\$ 10,648	12.33%
190 County Clerk	\$ 100,914	\$ 1,848,935	\$ 221,167	11.96%
001 General Fund	\$ 86,471	\$ 1,131,600	\$ 194,822	17.22%
160 Vital Records Automation	\$ 14,443	\$ 291,435	\$ 26,346	9.04%
161 Election Equipment Fund	\$ -	\$ 425,900	\$ -	0.00%
210 Recorder	\$ 219,435	\$ 4,302,248	\$ 479,818	11.15%
001 General Fund	\$ 175,124	\$ 3,009,100	\$ 384,269	12.77%
170 Recorder's Automation	\$ 44,311	\$ 1,293,148	\$ 95,549	7.39%
Grand Total	\$ 325,673	\$ 7,947,765	\$ 711,633	8.95%

**Public Service Committee Expenditure Report - Summary
Through January 31, 2019 (16.7% YTD, 19.23% Payroll)**

	Current Month Transactions	Total Amended Budget	YTD Actual Transactions	YTD Encumbrances	Total % Used
150 Treasurer/Collector	\$ 48,101	\$ 802,106	\$ 114,333	\$ 1,508	14.44%
001 General Fund	\$ 46,622	\$ 632,911	\$ 112,854	\$ 1,508	18.07%
150 Tax Sale Automation	\$ 1,479	\$ 148,195	\$ 1,479	\$ -	1.00%
268 Sale & Error	\$ -	\$ 21,000	\$ -	\$ -	0.00%
170 Supervisor of Assessments	\$ 89,883	\$ 1,326,577	\$ 201,829	\$ 8,564	15.86%
001 General Fund	\$ 89,883	\$ 1,326,577	\$ 201,829	\$ 8,564	15.86%
190 County Clerk	\$ 204,975	\$ 3,838,152	\$ 432,739	\$ 12,629	11.60%
001 General Fund	\$ 184,966	\$ 3,120,817	\$ 393,997	\$ 9,649	12.93%
160 Vital Records Automation	\$ 20,009	\$ 291,435	\$ 38,188	\$ 2,981	14.13%
161 Election Equipment Fund	\$ -	\$ 425,900	\$ 554	\$ -	0.13%
210 Recorder	\$ 96,723	\$ 2,069,703	\$ 253,331	\$ -	12.24%
001 General Fund	\$ 54,852	\$ 776,555	\$ 131,379	\$ -	16.92%
170 Recorder's Automation	\$ 41,871	\$ 1,293,148	\$ 121,952	\$ -	9.43%
230 Regional Office of Education	\$ 23,915	\$ 301,772	\$ 65,253	\$ -	21.62%
001 General Fund	\$ 23,915	\$ 301,772	\$ 65,253	\$ -	21.62%
Grand Total	\$ 463,597	\$ 8,338,310	\$ 1,067,486	\$ 22,702	13.07%

**Public Service Committee Expenditure Report - Detail
Through January 31, 2019 (16.7% YTD, 19.23% Payroll)**

	Current Month Transactions	Total Amended Budget	YTD Actual Transactions	YTD Encumbrances	Total % Used
150 Treasurer/Collector	\$ 48,101	\$ 802,106	\$ 114,333	\$ 1,508	14.44%
001 General Fund	\$ 46,622	\$ 632,911	\$ 112,854	\$ 1,508	18.07%
Personnel Services- Salaries & Wages	\$ 39,115	\$ 517,111	\$ 97,789	\$ -	18.91%
Personnel Services- Employee Benefits	\$ 7,388	\$ 89,311	\$ 14,879	\$ -	16.66%
Contractual Services	\$ 11	\$ 23,500	\$ 40	\$ -	0.17%
Commodities	\$ 107	\$ 4,382	\$ 147	\$ 1,508	37.78%
Services	\$ -	\$ (1,393)	\$ -	\$ -	0.00%
150 Tax Sale Automation	\$ 1,479	\$ 148,195	\$ 1,479	\$ -	1.00%
Personnel Services- Salaries & Wages	\$ -	\$ 35,000	\$ -	\$ -	0.00%
Personnel Services- Employee Benefits	\$ -	\$ 2,680	\$ -	\$ -	0.00%
Contractual Services	\$ 1,382	\$ 67,015	\$ 1,382	\$ -	2.06%
Commodities	\$ 97	\$ 10,000	\$ 97	\$ -	0.97%
Capital	\$ -	\$ 33,500	\$ -	\$ -	0.00%
268 Sale & Error	\$ -	\$ 21,000	\$ -	\$ -	0.00%
Transfers Out	\$ -	\$ 21,000	\$ -	\$ -	0.00%
170 Supervisor of Assessments	\$ 89,883	\$ 1,326,577	\$ 201,829	\$ 8,564	15.86%
001 General Fund	\$ 89,883	\$ 1,326,577	\$ 201,829	\$ 8,564	15.86%
Personnel Services- Salaries & Wages	\$ 59,276	\$ 839,164	\$ 148,734	\$ -	17.72%
Personnel Services- Employee Benefits	\$ 19,271	\$ 238,257	\$ 37,976	\$ -	15.94%
Contractual Services	\$ 10,472	\$ 229,481	\$ 14,056	\$ 5,618	8.57%
Commodities	\$ 864	\$ 19,675	\$ 1,063	\$ 2,945	20.37%
190 County Clerk	\$ 204,975	\$ 3,838,152	\$ 432,739	\$ 12,629	11.60%
001 General Fund	\$ 184,966	\$ 3,120,817	\$ 393,997	\$ 9,649	12.93%
Personnel Services- Salaries & Wages	\$ 113,205	\$ 2,026,073	\$ 282,090	\$ -	13.92%
Personnel Services- Employee Benefits	\$ 23,489	\$ 384,004	\$ 46,793	\$ -	12.19%
Contractual Services	\$ 32,543	\$ 368,090	\$ 48,387	\$ -	13.15%
Commodities	\$ 15,729	\$ 342,650	\$ 16,727	\$ 9,649	7.70%

**Public Service Committee Expenditure Report - Detail
Through January 31, 2019 (16.7% YTD, 19.23% Payroll)**

	Current Month Transactions	Total Amended Budget	YTD Actual Transactions	YTD Encumbrances	Total % Used
160 Vital Records Automation	\$ 20,009	\$ 291,435	\$ 38,188	\$ 2,981	14.13%
Personnel Services- Salaries & Wages	\$ 9,319	\$ 61,121	\$ 23,303	\$ -	38.13%
Personnel Services- Employee Benefits	\$ 3,310	\$ 24,944	\$ 7,437	\$ -	29.81%
Contractual Services	\$ 17	\$ 42,238	\$ 17	\$ -	0.04%
Commodities	\$ -	\$ 16,000	\$ 68	\$ 2,981	19.05%
Capital	\$ 7,364	\$ 30,000	\$ 7,364	\$ -	24.55%
Contingency and Other	\$ -	\$ 117,132	\$ -	\$ -	0.00%
161 Election Equipment Fund	\$ -	\$ 425,900	\$ 554	\$ -	0.13%
Commodities	\$ -	\$ 425,900	\$ -	\$ -	0.00%
Capital	\$ -	\$ -	\$ 554	\$ -	0.00%
210 Recorder	\$ 96,723	\$ 2,069,703	\$ 253,331	\$ -	12.24%
001 General Fund	\$ 54,852	\$ 776,555	\$ 131,379	\$ -	16.92%
Personnel Services- Salaries & Wages	\$ 45,143	\$ 633,966	\$ 112,509	\$ -	17.75%
Personnel Services- Employee Benefits	\$ 9,381	\$ 138,701	\$ 18,510	\$ -	13.35%
Contractual Services	\$ 129	\$ 1,818	\$ 129	\$ -	7.07%
Commodities	\$ 200	\$ 2,070	\$ 232	\$ -	11.19%
170 Recorder's Automation	\$ 41,871	\$ 1,293,148	\$ 121,952	\$ -	9.43%
Personnel Services- Salaries & Wages	\$ 11,400	\$ 212,201	\$ 28,152	\$ -	13.27%
Personnel Services- Employee Benefits	\$ 4,745	\$ 83,556	\$ 10,557	\$ -	12.63%
Contractual Services	\$ 22,036	\$ 358,159	\$ 44,036	\$ -	12.30%
Commodities	\$ 3,690	\$ 106,232	\$ 21,207	\$ -	19.96%
Capital	\$ -	\$ 533,000	\$ 18,000	\$ -	3.38%
230 Regional Office of Education	\$ 23,915	\$ 301,772	\$ 65,253	\$ -	21.62%
001 General Fund	\$ 23,915	\$ 301,772	\$ 65,253	\$ -	21.62%
Personnel Services- Salaries & Wages	\$ 20,745	\$ 256,680	\$ 59,009	\$ -	22.99%
Personnel Services- Employee Benefits	\$ 3,169	\$ 40,517	\$ 6,244	\$ -	15.41%
Contractual Services	\$ -	\$ 4,575	\$ -	\$ -	0.00%
Grand Total	\$ 463,597	\$ 8,338,310	\$ 1,067,486	\$ 22,702	13.07%

**Public Service Committee Regional Office of Education Expenditure Report - Summary
Through January 31, 2019 (16.7% YTD, 19.23% Payroll)**

	Current Month Transactions	Total Amended Budget	YTD Actual Transactions	YTD Encumbrances	Total % Used
080 Building Management	\$ 11,249	\$ 130,000	\$ 22,497	\$ -	17.31%
088 Bldg Mgmt- ROE Office & Supplies	\$ 11,249	\$ 130,000	\$ 22,497	\$ -	17.31%
Grand Total	\$ 11,249	\$ 130,000	\$ 22,497	\$ -	17.31%

**Public Service Committee Regional Office of Education Expenditure Report - Detail
Through January 31, 2019 (16.7% YTD, 19.32% Payroll)**

	Current Month Transactions	Total Amended Budget	YTD Actual Transactions	YTD Encumbrances	Total % Used
080 Building Management	\$ 11,249	\$ 130,000	\$ 22,497	\$ -	17.31%
088 Bldg Mgmt- ROE Office & Supplies					
Contractual Services	\$ 11,249	\$ 130,000	\$ 22,497	\$ -	17.31%
Grand Total	\$ 11,249	\$ 130,000	\$ 22,497	\$ -	17.31%



Public Service Accounts Payable by GL Distribution

Payment Date Range 01/01/19 - 01/31/19

Vendor	Invoice No.	Invoice Description	Status	Held Reason	Invoice Date	Due Date	G/L Date	Received Date	Payment Date	Invoice Amount
Fund 001 - General Fund										
Department 150 - Treasurer/Collector										
Sub-Department 150 - Treasurer/Collector										
Account 52140 - Repairs and Maint- Copiers										
4371 - Toshiba Business Solutions, Inc.	15070679	Kane County Treasurer Copier	Paid by Check # 365311		01/03/2019	01/14/2019	01/14/2019		01/22/2019	10.80
								Account 52140 - Repairs and Maint- Copiers Totals	Invoice Transactions 1	<u>\$10.80</u>
Account 53120 - Employee Mileage Expense										
4375 - Carlos Mata	12312018	Kane County Treasurer Mileage	Paid by EFT # 50731		12/31/2018	12/31/2018	12/31/2018		01/07/2019	27.25
								Account 53120 - Employee Mileage Expense Totals	Invoice Transactions 1	<u>\$27.25</u>
Account 60000 - Office Supplies										
3578 - Warehouse Direct Office Products	4152313-0	Kane County Treasurer Supplies	Paid by EFT # 51050		01/07/2019	01/07/2019	01/07/2019		01/22/2019	87.02
								Account 60000 - Office Supplies Totals	Invoice Transactions 1	<u>\$87.02</u>
								Sub-Department 150 - Treasurer/Collector Totals	Invoice Transactions 3	<u>\$125.07</u>
								Department 150 - Treasurer/Collector Totals	Invoice Transactions 3	<u>\$125.07</u>
Department 170 - Supervisor of Assessments										
Sub-Department 170 - Supervisor of Assessments										
Account 52140 - Repairs and Maint- Copiers										
2291 - Chicago Office Technology Group (COTG)	IN1704829	Copier Maintenance, Overage & Administration Fee Inv#IN1704829	Paid by EFT # 50656		12/17/2018	12/24/2018	12/24/2018		01/07/2019	2,191.07
4371 - Toshiba Business Solutions, Inc.	15019158	Monthly Print Management MTC for B&W, Color Copies Cust#TOBMVMN	Paid by Check # 365071		12/10/2018	12/24/2018	12/24/2018		01/07/2019	438.98
3574 - MailFinance (formerly Neopost Leasing)	N7501523	DS63 Two (2) Station Folder/Inserter 63 mo lease Cust#00417781	Paid by EFT # 50935		12/29/2018	01/04/2019	01/04/2019		01/22/2019	290.00
4371 - Toshiba Business Solutions, Inc.	15033402	Monthly Print MGMT MTC for TOSHIBA 7508A B&W Copies Cust#TOBMVMN	Paid by Check # 365310		12/19/2018	12/28/2018	12/28/2018		01/22/2019	19.57
								Account 52140 - Repairs and Maint- Copiers Totals	Invoice Transactions 4	<u>\$2,939.62</u>
Account 53100 - Conferences and Meetings										
4506 - Mark D. Armstrong	011119	Reimbursement for Meals Armstrong, M	Paid by EFT # 50798		01/11/2019	01/11/2019	11/30/2018		01/22/2019	28.00
								Account 53100 - Conferences and Meetings Totals	Invoice Transactions 1	<u>\$28.00</u>
Account 53110 - Employee Training										
4506 - Mark D. Armstrong	010919	Reimbursement M. Armstrong for IPAI Class Mileage, Tolls,& Meals	Paid by EFT # 50798		01/09/2019	01/09/2019	01/09/2019		01/22/2019	16.15



Public Service Accounts Payable by GL Distribution

Payment Date Range 01/01/19 - 01/31/19

Vendor	Invoice No.	Invoice Description	Status	Held Reason	Invoice Date	Due Date	G/L Date	Received Date	Payment Date	Invoice Amount	
Fund 001 - General Fund											
Department 170 - Supervisor of Assessments											
Sub-Department 170 - Supervisor of Assessments											
Account 53110 - Employee Training											
1732 - Illinois Property Assessment Institute	6500	IPAI CLASSES BINGMAN, J	Paid by Check # 365207		01/02/2019	01/03/2019	01/03/2019		01/22/2019	720.00	
1732 - Illinois Property Assessment Institute	6515	IPAI CLASS DEW, B	Paid by Check # 365207		01/02/2019	01/03/2019	01/03/2019		01/22/2019	320.00	
1732 - Illinois Property Assessment Institute	6508	IPAI CLASS DORAN, B	Paid by Check # 365207		01/02/2019	01/03/2019	01/03/2019		01/22/2019	360.00	
1732 - Illinois Property Assessment Institute	6499	IPAI CLASS FIENE, J	Paid by Check # 365207		01/02/2019	01/03/2019	01/03/2019		01/22/2019	360.00	
1732 - Illinois Property Assessment Institute	6509	IPAI CLASSES FINSTROM, L	Paid by Check # 365207		01/02/2019	01/03/2019	01/03/2019		01/22/2019	720.00	
1732 - Illinois Property Assessment Institute	6503	IPAI CLASS FITZMAURICE, S	Paid by Check # 365207		01/02/2019	01/03/2019	01/03/2019		01/22/2019	320.00	
1732 - Illinois Property Assessment Institute	6502	IPAI CLASSES HUBER, R	Paid by Check # 365207		01/02/2019	01/03/2019	01/03/2019		01/22/2019	890.00	
1732 - Illinois Property Assessment Institute	6501	IPAI CLASSES MARTIN, A	Paid by Check # 365207		01/02/2019	01/03/2019	01/03/2019		01/22/2019	720.00	
1732 - Illinois Property Assessment Institute	6504	IPAI CLASSES ORLANDO, S	Paid by Check # 365207		01/02/2019	01/03/2019	01/03/2019		01/22/2019	720.00	
1732 - Illinois Property Assessment Institute	6520	IPAI CLASSES RICHARDSON-JONES, D	Paid by Check # 365207		01/03/2019	01/03/2019	01/03/2019		01/22/2019	720.00	
1732 - Illinois Property Assessment Institute	6531	IPAI CLASS KING, D	Paid by Check # 365207		01/03/2019	01/03/2019	01/03/2019		01/22/2019	360.00	
1732 - Illinois Property Assessment Institute	6496	IPAI CLASSES WINTER, H	Paid by Check # 365207		01/02/2019	01/03/2019	01/03/2019		01/22/2019	720.00	
									Account 53110 - Employee Training Totals	Invoice Transactions 13	<u>\$6,946.15</u>
Account 53120 - Employee Mileage Expense											
4506 - Mark D. Armstrong	122618	ICAP Membership Renewal, Mileage for Meetings, Subscription	Paid by EFT # 50642		12/26/2018	12/24/2018	12/24/2018		01/07/2019	30.03	
4506 - Mark D. Armstrong	010919	Reimbursement M. Armstrong for IPAI Class Mileage, Tolls, & Meals	Paid by EFT # 50798		01/09/2019	01/09/2019	01/09/2019		01/22/2019	237.22	
									Account 53120 - Employee Mileage Expense Totals	Invoice Transactions 2	<u>\$267.25</u>
Account 53130 - General Association Dues											
4506 - Mark D. Armstrong	122618	ICAP Membership Renewal, Mileage for Meetings, Subscription	Paid by EFT # 50642		12/26/2018	12/24/2018	12/24/2018		01/07/2019	85.00	
4506 - Mark D. Armstrong	123118	IL CHAPTER OF THE IAAO 2019 DUES	Paid by EFT # 50798		12/31/2018	12/31/2018	12/31/2018		01/22/2019	90.00	
									Account 53130 - General Association Dues Totals	Invoice Transactions 2	<u>\$175.00</u>



Public Service Accounts Payable by GL Distribution

Payment Date Range 01/01/19 - 01/31/19

Vendor	Invoice No.	Invoice Description	Status	Held Reason	Invoice Date	Due Date	G/L Date	Received Date	Payment Date	Invoice Amount	
Fund 001 - General Fund											
Department 170 - Supervisor of Assessments											
Sub-Department 170 - Supervisor of Assessments											
Account 60000 - Office Supplies											
1024 - Ready Refresh by Nestle (Ice Mountain)	18L0121746028	Bottle Water & Rent Act#0121746028 Inv#18L0121746028	Paid by EFT # 50754		12/14/2018	12/24/2018	12/24/2018		01/07/2019	40.45	
								Account 60000 - Office Supplies Totals		Invoice Transactions 1	<u>\$40.45</u>
Account 60050 - Books and Subscriptions											
4506 - Mark D. Armstrong	122618	ICAP Membership Renewal, Mileage for Meetings, Subscription	Paid by EFT # 50642		12/26/2018	12/24/2018	12/24/2018		01/07/2019	159.00	
								Account 60050 - Books and Subscriptions Totals		Invoice Transactions 1	<u>\$159.00</u>
								Sub-Department 170 - Supervisor of Assessments Totals		Invoice Transactions 24	<u>\$10,555.47</u>
								Department 170 - Supervisor of Assessments Totals		Invoice Transactions 24	<u>\$10,555.47</u>
Department 190 - County Clerk											
Sub-Department 190 - County Clerk											
Account 53100 - Conferences and Meetings											
4724 - Tracy A. Erickson	122618	Laserfiche Conference.	Paid by Check # 365020		12/26/2018	12/26/2018	12/26/2018		01/07/2019	412.40	
								Account 53100 - Conferences and Meetings Totals		Invoice Transactions 1	<u>\$412.40</u>
Account 53120 - Employee Mileage Expense											
4302 - John A. Cunningham	1/8/2019	Mileage to Aurora Satellite Office.	Paid by Check # 365149		01/08/2019	01/08/2019	01/08/2019		01/22/2019	339.92	
7354 - John Emerson	1/7/2019	Mileage to Aurora Satellite office for Dec'18	Paid by Check # 365164		01/07/2019	01/08/2019	01/08/2019		01/22/2019	147.15	
4455 - Zahida Fakroddin	12/31/2018	Mileage to Bank-Dec'18	Paid by Check # 365168		12/31/2018	01/08/2019	01/08/2019		01/22/2019	62.13	
								Account 53120 - Employee Mileage Expense Totals		Invoice Transactions 3	<u>\$549.20</u>
Account 60000 - Office Supplies											
3204 - Rayco Marking Products	36871	Replacement ink pads	Paid by Check # 365054		12/13/2018	12/13/2018	12/13/2018		01/07/2019	59.00	
3204 - Rayco Marking Products	36864	Replacement ink pads	Paid by Check # 365054		12/11/2018	12/11/2018	12/11/2018		01/07/2019	66.50	
3578 - Warehouse Direct Office Products	4134140-0	Office supplies	Paid by EFT # 50779		12/17/2018	12/17/2018	12/17/2018		01/07/2019	18.94	
3578 - Warehouse Direct Office Products	4134139-0	Office supplies	Paid by EFT # 50779		12/17/2018	12/17/2018	12/17/2018		01/07/2019	6.55	
3204 - Rayco Marking Products	36899	Ink Pads.	Paid by Check # 365282		01/08/2019	01/08/2019	01/08/2019		01/22/2019	5.10	
3578 - Warehouse Direct Office Products	4149598-0	Office supplies	Paid by EFT # 51050		01/04/2019	01/08/2019	01/08/2019		01/22/2019	71.98	
								Account 60000 - Office Supplies Totals		Invoice Transactions 6	<u>\$228.07</u>



Public Service Accounts Payable by GL Distribution

Payment Date Range 01/01/19 - 01/31/19

Vendor	Invoice No.	Invoice Description	Status	Held Reason	Invoice Date	Due Date	G/L Date	Received Date	Payment Date	Invoice Amount
Fund 001 - General Fund										
Department 190 - County Clerk										
Sub-Department 190 - County Clerk										
Account 60050 - Books and Subscriptions										
12006 - D R Myers Distributing Co Inc	748154	ID Checking Guide	Paid by Check # 365151		12/31/2018	01/08/2019	01/08/2019		01/22/2019	70.00
							Account 60050 - Books and Subscriptions Totals		Invoice Transactions 1	<u>\$70.00</u>
							Sub-Department 190 - County Clerk Totals		Invoice Transactions 11	<u>\$1,259.67</u>
Sub-Department 191 - Elections										
Account 50100 - Election Judges and Workers										
1271 - Frank's Employment Inc (Frank's Temporaries)	89076	Election workers	Paid by EFT # 50690		12/18/2018	12/18/2018	12/18/2018		01/07/2019	2,691.00
1271 - Frank's Employment Inc (Frank's Temporaries)	89092	Election workers.	Paid by EFT # 50865		12/26/2018	01/08/2019	01/08/2019		01/22/2019	2,710.50
1271 - Frank's Employment Inc (Frank's Temporaries)	89106	Election workers.	Paid by EFT # 50865		01/02/2019	01/08/2019	01/08/2019		01/22/2019	1,608.75
1271 - Frank's Employment Inc (Frank's Temporaries)	89119	Election workers.	Paid by EFT # 50865		01/08/2019	01/08/2019	01/08/2019		01/22/2019	1,638.00
							Account 50100 - Election Judges and Workers Totals		Invoice Transactions 4	<u>\$8,648.25</u>
Account 50110 - Election Services										
11104 - C.H. Robinson Company, Inc	6090226261	Election booth caddies	Paid by EFT # 50653		12/17/2018	12/27/2018	11/30/2018		01/07/2019	12,906.80
10333 - Deborah Ruchti	12/31/2018	Election mailing.	Paid by Check # 365288		12/31/2018	01/08/2019	01/08/2019		01/22/2019	203.10
							Account 50110 - Election Services Totals		Invoice Transactions 2	<u>\$13,109.90</u>
Account 50340 - Software Licensing Cost										
8674 - DFM Associates	43834	Software licensing	Paid by EFT # 50676		01/01/2019	01/01/2019	01/01/2019		01/07/2019	9,416.00
							Account 50340 - Software Licensing Cost Totals		Invoice Transactions 1	<u>\$9,416.00</u>
Account 52140 - Repairs and Maint- Copiers										
4371 - Toshiba Business Solutions, Inc.	15022882	Copier repair part	Paid by Check # 365070		12/12/2018	12/12/2018	12/12/2018		01/07/2019	1.03
4371 - Toshiba Business Solutions, Inc.	14869722	Copier maint. 9/11-10/10/18 Elections	Paid by Check # 365310		10/09/2018	01/09/2019	11/30/2018		01/22/2019	281.17
							Account 52140 - Repairs and Maint- Copiers Totals		Invoice Transactions 2	<u>\$282.20</u>
Account 52190 - Equipment Rental										
3033 - Ryder Truck Rental Inc	RL9634/893538	Truck Rental-12/17/2018	Paid by Check # 365289		12/24/2018	01/08/2019	01/08/2019		01/22/2019	141.60
							Account 52190 - Equipment Rental Totals		Invoice Transactions 1	<u>\$141.60</u>



Public Service Accounts Payable by GL Distribution

Payment Date Range 01/01/19 - 01/31/19

Vendor	Invoice No.	Invoice Description	Status	Held Reason	Invoice Date	Due Date	G/L Date	Received Date	Payment Date	Invoice Amount	
Fund 001 - General Fund											
Department 190 - County Clerk											
Sub-Department 191 - Elections											
Account 53100 - Conferences and Meetings											
2297 - IL Assn of County Clerks & Recorders (IACCR)	12/28/2018	Winter Conf. Registration	Paid by Check # 365197		12/28/2018	01/08/2019	01/08/2019		01/22/2019	300.00	
								Account 53100 - Conferences and Meetings Totals		Invoice Transactions 1	<u>\$300.00</u>
Account 53120 - Employee Mileage Expense											
8858 - Albert J. Stramel	120418	Election Mileage	Paid by Check # 364977		12/04/2018	12/04/2018	12/04/2018		01/07/2019	13.08	
8858 - Albert J. Stramel	121818	Election Mileage	Paid by Check # 364977		12/18/2018	12/26/2018	12/26/2018		01/07/2019	33.79	
8640 - Lauren E. Behnke	122618	Election Mileage	Paid by EFT # 50647		12/26/2018	12/26/2018	12/26/2018		01/07/2019	17.98	
9050 - Fabyan Franco	121318	Election Mileage	Paid by EFT # 50689		12/13/2018	12/13/2018	12/13/2018		01/07/2019	59.96	
10533 - Robert J. Sandner	121318	Election mileage	Paid by EFT # 50757		12/13/2018	12/13/2018	12/13/2018		01/07/2019	50.01	
7531 - Yuridiana Tavizon	121018	Mileage	Paid by Check # 365069		12/10/2018	12/11/2018	12/11/2018		01/07/2019	7.74	
								Account 53120 - Employee Mileage Expense Totals		Invoice Transactions 6	<u>\$182.56</u>
Account 53130 - General Association Dues											
2198 - Int'l Assn of Government Officials (NACRC) (IGO)	1/8/2019	2019 Membership dues	Paid by Check # 365212		01/08/2019	01/08/2019	01/08/2019		01/22/2019	825.00	
2198 - Int'l Assn of Government Officials (NACRC) (IGO)	1/11/2019	2019 Membership Dues	Paid by Check # 365212		01/11/2019	01/08/2019	01/08/2019		01/22/2019	(495.00)	
								Account 53130 - General Association Dues Totals		Invoice Transactions 2	<u>\$330.00</u>
Account 60000 - Office Supplies											
3578 - Warehouse Direct Office Products	4153127-0	Office supplies	Paid by EFT # 51050		01/08/2019	01/08/2019	01/08/2019		01/22/2019	23.71	
								Account 60000 - Office Supplies Totals		Invoice Transactions 1	<u>\$23.71</u>
Account 60010 - Operating Supplies											
11801 - Riteway Glass, Inc.	0996	Tempered glass	Paid by Check # 365057		10/18/2018	10/18/2018	11/30/2018		01/07/2019	596.00	
3206 - Verizon Wireless	9820480716	Election phones	Paid by Check # 365076		12/16/2018	12/26/2018	12/26/2018		01/07/2019	496.23	
8388 - Havlicek Geneva Ace Hardware LLC	69166/1	Key	Paid by EFT # 50891		12/20/2018	01/08/2019	01/08/2019		01/22/2019	7.96	
1390 - Menards, Inc.	5601a	Warehouse supplies	Paid by EFT # 50946		01/08/2019	01/08/2019	01/08/2019		01/22/2019	58.47	
7680 - Town & Country Gardens	492012/1	Flowers- Weisner	Paid by Check # 365314		01/02/2019	01/08/2019	01/08/2019		01/22/2019	104.99	



Public Service Accounts Payable by GL Distribution

Payment Date Range 01/01/19 - 01/31/19

Vendor	Invoice No.	Invoice Description	Status	Held Reason	Invoice Date	Due Date	G/L Date	Received Date	Payment Date	Invoice Amount	
Fund 001 - General Fund											
Department 190 - County Clerk											
Sub-Department 191 - Elections											
Account 60010 - Operating Supplies											
11377 - Via Carlita LLC dba Hawk Ford of St. Charles	11179	Keys	Paid by EFT # 51044		12/18/2018	01/11/2019	01/11/2019		01/22/2019	364.86	
									Account 60010 - Operating Supplies Totals	Invoice Transactions 6	<u>\$1,628.51</u>
Account 60050 - Books and Subscriptions											
3656 - Election Administration Reports	11281823	2019 Subscription	Paid by EFT # 50681		11/28/2018	12/26/2018	12/26/2018		01/07/2019	219.00	
									Account 60050 - Books and Subscriptions Totals	Invoice Transactions 1	<u>\$219.00</u>
Account 60320 - Voting Systems and Accessories											
11991 - RampNOW LLC	2936	Votemobile ramp	Paid by EFT # 50750		11/21/2018	11/21/2018	11/30/2018		01/07/2019	3,037.00	
									Account 60320 - Voting Systems and Accessories Totals	Invoice Transactions 1	<u>\$3,037.00</u>
									Sub-Department 191 - Elections Totals	Invoice Transactions 28	<u>\$37,318.73</u>
									Department 190 - County Clerk Totals	Invoice Transactions 39	<u>\$38,578.40</u>
Department 210 - Recorder											
Sub-Department 210 - Recorder											
Account 53120 - Employee Mileage Expense											
10436 - DAVID C KING	123118	mileage to bank 12/01/18-12/31/18	Paid by Check # 365227		12/31/2018	01/09/2019	01/09/2019		01/22/2019	28.56	
									Account 53120 - Employee Mileage Expense Totals	Invoice Transactions 1	<u>\$28.56</u>
Account 60000 - Office Supplies											
1024 - Ready Refresh by Nestle (Ice Mountain)	08L0126968494	water 11/13/18-12/12/18	Paid by EFT # 50754		12/14/2018	12/26/2018	12/26/2018		01/07/2019	31.95	
1242 - Source One Office Products	433772	labels, marker, calendars	Paid by EFT # 51011		01/07/2019	01/09/2019	01/09/2019		01/22/2019	84.78	
									Account 60000 - Office Supplies Totals	Invoice Transactions 2	<u>\$116.73</u>
									Sub-Department 210 - Recorder Totals	Invoice Transactions 3	<u>\$145.29</u>
									Department 210 - Recorder Totals	Invoice Transactions 3	<u>\$145.29</u>
									Fund 001 - General Fund Totals	Invoice Transactions 69	<u>\$49,404.23</u>
Fund 160 - Vital Records Automation											
Department 190 - County Clerk											
Sub-Department 200 - Vital Records Automation											
Account 52140 - Repairs and Maint- Copiers											
4371 - Toshiba Business Solutions, Inc.	14869594	Copier Maint.9/11-10/10/18. Vital Records	Paid by Check # 365310		10/09/2018	01/09/2019	11/30/2018		01/22/2019	27.84	
									Account 52140 - Repairs and Maint- Copiers Totals	Invoice Transactions 1	<u>\$27.84</u>



Public Service Accounts Payable by GL Distribution

Payment Date Range 01/01/19 - 01/31/19

Vendor	Invoice No.	Invoice Description	Status	Held Reason	Invoice Date	Due Date	G/L Date	Received Date	Payment Date	Invoice Amount	
Fund 160 - Vital Records Automation											
Department 190 - County Clerk											
Sub-Department 200 - Vital Records Automation											
Account 60010 - Operating Supplies											
7680 - Town & Country Gardens	121718	Flowers	Paid by Check # 365072		12/17/2018	12/17/2018	12/17/2018		01/07/2019	67.95	
								Account 60010 - Operating Supplies Totals		Invoice Transactions 1	<u>67.95</u>
Account 70020 - Computer Software- Capital											
1083 - Devnet, Inc	0711.3327	Quarterly Maint. Feb-April,2019	Paid by Check # 365157		01/01/2019	01/09/2019	01/09/2019		01/22/2019	7,363.54	
								Account 70020 - Computer Software- Capital Totals		Invoice Transactions 1	<u>\$7,363.54</u>
								Sub-Department 200 - Vital Records Automation Totals		Invoice Transactions 3	<u>\$7,459.33</u>
								Department 190 - County Clerk Totals		Invoice Transactions 3	<u>\$7,459.33</u>
								Fund 160 - Vital Records Automation Totals		Invoice Transactions 3	<u>\$7,459.33</u>
Fund 170 - Recorder's Automation											
Department 210 - Recorder											
Sub-Department 220 - Recorder's Automation											
Account 50150 - Contractual/Consulting Services											
3286 - IT-Stability Systems, LLC	2019-003	monthly support February 2018	Paid by EFT # 50911		01/01/2019	01/09/2019	01/09/2019		01/22/2019	22,000.00	
								Account 50150 - Contractual/Consulting Services Totals		Invoice Transactions 1	<u>\$22,000.00</u>
Account 52140 - Repairs and Maint- Copiers											
1119 - Gordon Flesch Company Inc	IN12477618	mtc 11/27/18-12/24/18	Paid by EFT # 50874		01/01/2019	01/09/2019	01/09/2019		01/22/2019	35.93	
								Account 52140 - Repairs and Maint- Copiers Totals		Invoice Transactions 1	<u>\$35.93</u>
Account 60010 - Operating Supplies											
1106 - Lason MPB / HOV Services LLC	377663	microfilm storage Nov 18	Paid by EFT # 50724		11/30/2018	12/26/2018	11/30/2018		01/07/2019	337.35	
								Account 60010 - Operating Supplies Totals		Invoice Transactions 1	<u>\$337.35</u>
Account 60020 - Computer Related Supplies											
5892 - Scott Weigand	122618	Laptop	Paid by Check # 365077		12/26/2018	12/26/2018	12/26/2018		01/07/2019	1,379.00	
3286 - IT-Stability Systems, LLC	2019-010	Comcast-December 2018	Paid by EFT # 50911		01/09/2019	01/09/2019	01/09/2019		01/22/2019	436.85	
7210 - SHI International Corp	B09300852	StarTech.com 3m 9.8 ft HP J9283B Compatible 10Gb Twinax	Paid by EFT # 51003		12/24/2018	01/09/2019	01/09/2019		01/22/2019	295.00	



Public Service Accounts Payable by GL Distribution

Payment Date Range 01/01/19 - 01/31/19

Vendor	Invoice No.	Invoice Description	Status	Held Reason	Invoice Date	Due Date	G/L Date	Received Date	Payment Date	Invoice Amount
Fund 170 - Recorder's Automation										
Department 210 - Recorder										
Sub-Department 220 - Recorder's Automation										
Account 60020 - Computer Related Supplies										
4327 - Sandy Wegman	010919	License-Altero VM Backup for Hyper-V	Paid by EFT # 51058		01/09/2019	01/09/2019	01/09/2019		01/22/2019	2,561.80
							Account 60020 - Computer Related Supplies Totals	Invoice Transactions	4	<u>\$4,672.65</u>
							Sub-Department 220 - Recorder's Automation Totals	Invoice Transactions	7	<u>\$27,045.93</u>
							Department 210 - Recorder Totals	Invoice Transactions	7	<u>\$27,045.93</u>
							Fund 170 - Recorder's Automation Totals	Invoice Transactions	7	<u>\$27,045.93</u>
							Grand Totals	Invoice Transactions	79	<u>\$83,909.49</u>

**Kane County Purchasing Card Information
Public Service Committee
January 2019 Statement**

COUNTY CLERK'S OFFICE

Transaction Date	Merchant Name	Additional Information	Transaction Amount
1/11/2019	CHICAGO TRIB SUBSCRIPT	3125467900	\$15.96
1/25/2019	AMZN MKTP US MB55N1VA2	AMZN.COM/BILL	\$343.13
1/27/2019	AMZN MKTP US MB6CQ7MY2	AMZN.COM/BILL	\$109.99
1/29/2019	WYNDHAM	SPRINGFIELD	\$158.20
1/29/2019	WYNDHAM	SPRINGFIELD	\$79.10
1/29/2019	WYNDHAM	SPRINGFIELD	\$237.30
1/29/2019	WYNDHAM	SPRINGFIELD	\$79.10
1/30/2019	WYNDHAM	SPRINGFIELD	\$237.30
1/30/2019	WYNDHAM	SPRINGFIELD	\$291.30
			Total: \$1,551.38
			Total all: \$1,551.38

**KANE COUNTY RECORDER'S OFFICE
SANDY WEGMAN
MONTHLY TOTALS OF REVENUE ACTIVITY
JANUARY 2019**

ACCOUNT	DESCRIPTION	FY19 ESTIMATE	MONTH-TO-DATE		YEAR-TO-DATE		BUDGET	
			ACTUAL	ACTUAL	REALIZED %	2nd Month - (16.66%)	Difference	
34140	<i>Financing Statements</i>	\$6,000.00	\$ 690.00	1,340.00	22.33%	\$999.60	\$340.40	
34150	<i>Recordings</i>	\$1,450,000.00	75,890.50	181,648.35	12.53%	241,570.00	(59,921.65)	
34160	<i>Certified Copies</i>	\$33,000.00	1,318.26	3,015.45	9.14%	5,497.80	(2,482.35)	
34170	<i>Revenue Tax Stamps</i>	\$1,520,000.00	97,217.75	198,249.00	13.04%	253,232.00	(54,983.00)	
38000	<i>Bank Interest</i>	\$100.00	7.79	16.42	16.42%	\$16.66	(\$0.24)	
TOTAL		\$3,009,100.00	\$175,124.30	\$384,269.22	12.77%	\$501,316.06	(\$117,046.84)	

MONTHLY RECORDER REPORT
January 31, 2019

FEES COLLECTED

General Recordings	75,890.50
Financing Statement Fees	690.00
General Photo	1,318.26
Interest paid on Checking Account	2.39
Interest paid on Revenue Account	5.40

FEES COLLECTED - PAID TO COUNTY	----- 77,906.55
---------------------------------	--------------------

COUNTY PORTION OF REAL ESTATE TAX REVENUE	
Amount Collected by Kane County Recorder	75,431.75
Amount Collected by Chicago Title	21,786.00
TOTAL COUNTY TAX REVENUE PAID TO TREASURER	----- 97,217.75

TOTAL COLLECTED FOR GENERAL FUND	175,124.30 *****
---	----------------------------

STATE PORTION OF REAL ESTATE REVENUE	
Amount Collected by County Recorder	150,863.50
Amount Collected by Chicago Title Company	43,572.00
TOTAL STATE TAX REVENUE	----- 194,435.50

FEES COLLECTED FOR RECORDER'S RECORD FUND (AUTOMATION FUND)	
RRF @ Fees	40,439.50
GIS	3,871.00

TOTAL COLLECTED FOR RECORDER RECORD FUND	----- 44,310.50 *****
---	------------------------------------

Documents Recorded without Fee	13
--------------------------------	----

Submitted By: _____

Received By: _____

Dated: _____

**COMPARISON REPORT OF RECORDER
JANUARY 2018 VS JANUARY 2019**

CATEGORIES	2018	2019	DIFFERENCE
Total Collected For General Fund	272,645.77	175,124.30	(97,521.47)
Total County Tax Revenue	183,032.25	97,217.75	(85,814.50)
Fees Collected and Paid to County	89,613.52	77,906.55	(11,706.97)
-Recording Fees Collected for Gen. Fund	86,847.50	75,890.50	(10,957.00)
-Financing Statement Fees	665.00	690.00	25.00
-Photo Copies	2,088.62	1,318.26	(770.36)
-Interest	12.40	7.79	(4.61)
Total Collected For Recorder Record Fund	59,588.50	44,310.50	(15,278.00)
RRF @ Fees	54,363.50	40,439.50	(13,924.00)
GIS	5,225.00	3,871.00	(1,354.00)
 Total State Tax Revenue	 366,064.50	 194,435.50	 (171,629.00)
 Statistics			
Total Documents Recorded - Filed	5,243	3,884	(1,359)
Real Estate Docs Recorded	5,188	3,832	(1,356)
Financing Statements Filed	37	39	2
Deed with Declarations for Revenue Stamps	685	580	(105)
Number of Documents Recorded without Fee	18	13	(5)
Average Number of Daily Documents	250	204	(45)
Number of Working Days	21	19	(2)

Recorder's Office Business Report

	December 2017	December 2018	January 2018	January 2019	February 2018	February 2019	FY18 TOTAL	FY19 TOTAL
Total Collected For General Fund	267,112.53	209,144.92	272,645.77	175,124.30		0.00	539,758.30	384,269.22
Total County Tax Revenue	143,011.00	101,031.25	183,032.25	97,217.75		0.00	326,043.25	198,249.00
Fees Collected Paid to County	124,101.53	108,113.67	89,613.52	77,906.55		0.00	213,715.05	186,020.22
-Recording Fees Collected (Gen. Fund)	121,051.35	105,757.85	86,847.50	75,890.50		0.00	207,898.85	181,648.35
-Financing Statement Fees	605.00	650.00	665.00	690.00		0.00	1,270.00	1,340.00
-Photo Copies	2,433.25	1,697.19	2,088.62	1,318.26		0.00	4,521.87	3,015.45
-Interest	11.93	8.63	12.40	7.79		0.00	24.33	16.42
Total Collected For Recorder Record Fund	59,413.00	51,238.00	59,588.50	44,310.50		0.00	119,001.50	95,548.50
RRF @ Fees	54,187.00	46,710.00	54,363.50	40,439.50		0.00	108,550.50	87,149.50
GIS	5,226.00	4,528.00	5,225.00	3,871.00		0.00	10,451.00	8,399.00
Total State Tax Revenue	286,022.00	202,062.50	366,064.50	194,435.50		0.00	652,086.50	396,498.00
Statistics								
Total Documents Recorded - Filed	5,235	4,539	5,243	3,884		0	10,478	8,423
Real Estate Documents Recorded	5,192	4,494	5,188	3,832		0	10,380	8,326
Financing Statements Filed	34	34	37	39		0	71	73
Deeds w/Declarations for Revenue Stamps	799	718	685	580		0	1,484	1,298
Number of Documents Recorded w/o Fee	9	11	18	13		0	27	24
Average Number of Daily Documents	262	227	250	204		0	256	216
Number of Working Days	20	20	21	19		0	41	39

Recorder's Office Business Report	December 2018	January 2019	February 2019	March 2019	April 2019	May 2019	Total
Total Collected For General Fund	209,144.92	175,124.30	0.00	0.00	0.00	0.00	384,269.22
Total County Tax Revenue	101,031.25	97,217.75	0.00	0.00	0.00	0.00	198,249.00
Fees Collected Paid to County	108,113.67	77,906.55	0.00	0.00	0.00	0.00	186,020.22
-Recording Fees Collected (Gen. Fund)	105,757.85	75,890.50	0.00	0.00	0.00	0.00	181,648.35
-Financing Statement Fees	650.00	690.00	0.00	0.00	0.00	0.00	1,340.00
-Photo Copies	1,697.19	1,318.26	0.00	0.00	0.00	0.00	3,015.45
-Interest	8.63	7.79	0.00	0.00	0.00	0.00	16.42
Total Collected For Recorder Record Fund	51,238.00	44,310.50	0.00	0.00	0.00	0.00	95,548.50
RRF @ Fees	46,710.00	40,439.50	0.00	0.00	0.00	0.00	87,149.50
GIS	4,528.00	3,871.00	0.00	0.00	0.00	0.00	8,399.00
Total State Tax Revenue	202,062.50	194,435.50	0.00	0.00	0.00	0.00	396,498.00
Statistics							
Total Documents Recorded - Filed	4,539	3,884	0	0	0	1	8,424
Real Estate Documents Recorded	4,494	3,832	0	0	0	0	8,326
Financing Statements Filed	34	39	0	0	0	0	73
Deeds w/Declarations for Revenue Stamps	718	580	0	0	0	0	1,298
Number of Documents Recorded w/o Fee	11	13	0	0	0	1	25
Average Number of Daily Documents	227	204	0	0	0	#DIV/0!	216
Number of Working Days	20	19	0	0	0	0	39

Totals Collected by the Recorder's Office by Fund

	December 2018	January 2019	February 2019	March 2019	April 2019	May 2019	June 2019	July 2019	August 2019	September 2019	October 2019	November 2019	FY2019 TOTAL
COUNTY													
001 General Fund	209,144.92	175,124.30	0.00	0.00	0.00	0.00	0.00	0.00	0.00	0.00	0.00	0.00	384,269.22
100 County Automation	609.75	609.75	0.00	0.00	0.00	0.00	0.00	0.00	0.00	0.00	0.00	0.00	1,219.50
101 Geographic Information Systems	84,349.00	73,226.00	0.00	0.00	0.00	0.00	0.00	0.00	0.00	0.00	0.00	0.00	157,575.00
170 Recorder's Automation	51,238.00	44,310.50	0.00	0.00	0.00	0.00	0.00	0.00	0.00	0.00	0.00	0.00	95,548.50
Totals Collected for County	345,341.67	293,270.55	0.00	0.00	0.00	0.00	0.00	0.00	0.00	0.00	0.00	0.00	638,612.22
STATE													
Real Estate Transfer Tax	202,062.50	194,435.50	0.00	0.00	0.00	0.00	0.00	0.00	0.00	0.00	0.00	0.00	396,498.00
Rental Housing Support Surcharge	38,214.00	33,525.00	0.00	0.00	0.00	0.00	0.00	0.00	0.00	0.00	0.00	0.00	71,739.00
Totals Collected for State	240,276.50	227,960.50	0.00	0.00	0.00	0.00	0.00	0.00	0.00	0.00	0.00	0.00	468,237.00

**COUNTY OF KANE
OFFICE OF THE TREASURER
DAVID J. RICKERT, CPA
Geneva, Illinois 60134
Phone: (630) 232-3565
Fax: (630) 208-7549**

**To: Public Service Committee
From: David J. Rickert
Date: February 21, 2019
Subject: January Report**

Dear Committee Members,

Attached are the following reports:

- 2018 Property Tax Collections Summary
- Summary of the Kane County Treasurer's Web Page Activity
- Tax Agent Monthly Reports

Please contact me for additional information concerning these reports.

Sincerely,

David J. Rickert

David J. Rickert, CPA
Treasurer of Kane County

**County of Kane
Office of County Treasurer
2018 Property Tax Collection Summary**

Total 2017 Property Tax Due	\$1,286,075,828
Total 2017 Property Tax Collected	\$1,285,385,628
Total Internet Check/ACH Payments	\$82,299,443
Total Internet Credit/Debit Card Payments	\$9,281,900
Total Credit Card At Treasurer's Office Payments	\$1,549,359
Total Lockbox Payments	\$271,381,802
Total Number of Parcels	194,097

COUNTY OF KANE		
OFFICE OF THE TREASURER		
DAVID J RICKERT, CPA		

Jan-19	

Month to Date		
----------------------	--	--

Total Sessions		2,627
Total Users		2,228
Total Page Views		3,618
Total Pages		1.38
Average Sessions		0.57

Year to Date		
---------------------	--	--

Total Sessions		16,539
Total Users		11,834
Total Page Views		25,298
Total Pages		1.53
Average Sessions		1.15

Sessions:	<i>Period time a user is actively engaged in website</i>
Users:	<i>At least one session within date range</i>
Page Views:	<i>Total # of page views</i>
Pages:	<i>Average # of pages viewed during a session</i>
Average Sessions:	<i>Average length of a sessions</i>

Kane County
Payment Account Activity for January 2019

01/01/2019		BEGINNING BALANCE	\$ 0.00
Date	Account	Name On Account	Amount
01/17/2019	0119003A	Schacht, David	613.50
01/17/2019	0119004A	Schacht, David	613.50
01/17/2019	0119005A	Schacht, David	613.50
01/17/2019	0119009A	Piggy Bank Investment Properties, LLC	523.00
01/17/2019	0119018A	Chemisto, Zainab	5,000.00
01/17/2019	0119020A	Stacy Construction Co.	3,887.00
01/17/2019	0119022A	Piggy Bank Investment Properties, LLC	523.00
01/17/2019	0119036A	Piggy Bank Investment Properties, LLC	2,323.00
01/17/2019	0119038A	F&V Investments Corp.	7,001.33
01/17/2019	0119046A	Gorski, Dennis	532.00
01/17/2019	0119047A	Anderson, Frederick	2,565.00
01/17/2019	0119051A	Benson, Jr., Samuel William	1,012.00
01/17/2019	0119054A	F&V Investments Corp.	7,893.00
01/17/2019	0119056A	Colpen, Tamara M.	512.00
01/17/2019	0119072A	Piggy Bank Investment Properties, LLC	2,323.00
01/17/2019	0119073A	Mattio, Michael F.	1,050.00
01/17/2019	0119084A	Anguiano, Sergio	1,110.00
01/17/2019	0119086A	Gorski, Dennis	531.00
01/17/2019	0119090A	Classic Investments LLC	2,300.00
01/21/2019	0119025A	Westlund, Daniel B	512.00
01/25/2019	0119019A	Cheap Home Finders, Inc	512.00
01/25/2019	0119095A	Cheap Home Finders, Inc	512.00
01/31/2019		ENDING BALANCE	\$ 42,461.83

**Kane County
Individual Account Status for January 2019**

REDEMPTION ACCOUNTS

===== END OF REDEMPTION ACCOUNTS =====

Kane County
Individual Account Status for January 2019

SALE ACCOUNTS

Anderson Frederick	Account: 0119047A	(3/20/2019)
Parcel: 09-03-357-008	Prop Addr: 7N060 MAPLE AVE. ST. CHARLES, IL	
TOTAL AMOUNT CHARGED	\$ 2,565.00	
01/17/2019 Payment	2,565.00	
AMOUNT STILL DUE ->	\$ 0.00	Total In Account \$ 2,565.00
<hr/>		
Anguiano Sergio	Account: 0119084A	(3/20/2019)
Parcel: 15-24-379-026	Prop Addr: EASTERN AVE. AURORA, IL 60505	
TOTAL AMOUNT CHARGED	\$ 1,110.00	
01/17/2019 Payment	1,110.00	
AMOUNT STILL DUE ->	\$ 0.00	Total In Account \$ 1,110.00
<hr/>		
Benson, Jr. Sammuell William	Account: 0119051A	(3/20/2019)
Parcel: 09-10-128-007	Prop Addr: AURORA AVE. ST. CHARLES, IL	
TOTAL AMOUNT CHARGED	\$ 1,012.00	
01/17/2019 Payment	1,012.00	
AMOUNT STILL DUE ->	\$ 0.00	Total In Account \$ 1,012.00
<hr/>		
Cheap Home Finders, Inc	Account: 0119019A	(3/20/2019)
Parcel: 05-01-401-002	Prop Addr: HIGHLAND AVE. ELGIN, IL	
TOTAL AMOUNT CHARGED	\$ 512.00	
01/25/2019 Payment	512.00	
AMOUNT STILL DUE ->	\$ 0.00	Total In Account \$ 512.00
<hr/>		
Cheap Home Finders, Inc	Account: 0119095A	(3/20/2019)
Parcel: 15-28-479-014	Prop Addr: DOUGLAS AVE. AURORA, IL 60505	
TOTAL AMOUNT CHARGED	\$ 512.00	
01/25/2019 Payment	512.00	
AMOUNT STILL DUE ->	\$ 0.00	Total In Account \$ 512.00
<hr/>		
Chemisto Zainab	Account: 0119018A	(3/20/2019)
Parcel: 03-26-176-015	Prop Addr: ELGIN AVE. EAST DUNDEE, IL	
TOTAL AMOUNT CHARGED	\$ 5,000.00	
01/17/2019 Payment	5,000.00	
AMOUNT STILL DUE ->	\$ 0.00	Total In Account \$ 5,000.00
<hr/>		

Kane County
Individual Account Status for January 2019

<p>Classic Investments LLC Parcel: 15-28-328-029</p>	<p>Account: 0119090A Prop Addr: OLIVER AVE. AURORA, IL 60506</p>	<p>(3/20/2019)</p>
<p>TOTAL AMOUNT CHARGED \$ 2,300.00</p>		
<p>01/17/2019 Payment 2,300.00</p>		
<p>AMOUNT STILL DUE -> \$ 0.00</p>		<p>Total In Account \$ 2,300.00</p>
<hr/>		
<p>Colpen Tamara M. Parcel: 09-11-178-012</p>	<p>Account: 0119056A Prop Addr: WYOMING AVE. ST. CHARLES, IL</p>	<p>(3/20/2019)</p>
<p>TOTAL AMOUNT CHARGED \$ 512.00</p>		
<p>01/17/2019 Payment 512.00</p>		
<p>AMOUNT STILL DUE -> \$ 0.00</p>		<p>Total In Account \$ 512.00</p>
<hr/>		
<p>F&V Investments Corp. Parcel: 06-24-327-006</p>	<p>Account: 0119038A Prop Addr: 677 WELLINGTON AVE. ELGIN, IL 60120</p>	<p>(3/20/2019)</p>
<p>TOTAL AMOUNT CHARGED \$ 7,001.33</p>		
<p>01/17/2019 Payment 7,001.33</p>		
<p>AMOUNT STILL DUE -> \$ 0.00</p>		<p>Total In Account \$ 7,001.33</p>
<hr/>		
<p>F&V Investments Corp. Parcel: 09-11-129-007</p>	<p>Account: 0119054A Prop Addr: 6N909 FOX RIVER AVE. ST. CHARLES, IL</p>	<p>(3/20/2019)</p>
<p>TOTAL AMOUNT CHARGED \$ 7,893.00</p>		
<p>01/17/2019 Payment 7,893.00</p>		
<p>AMOUNT STILL DUE -> \$ 0.00</p>		<p>Total In Account \$ 7,893.00</p>
<hr/>		
<p>Gorski Dennis Parcel: 09-02-378-009, 010</p>	<p>Account: 0119046A Prop Addr: TUSCOLA AVE. ST. CHARLES, IL</p>	<p>(3/20/2019)</p>
<p>TOTAL AMOUNT CHARGED \$ 532.00</p>		
<p>01/17/2019 Payment 532.00</p>		
<p>AMOUNT STILL DUE -> \$ 0.00</p>		<p>Total In Account \$ 532.00</p>
<hr/>		
<p>Gorski Dennis Parcel: 15-26-202-020</p>	<p>Account: 0119086A Prop Addr: 1131 GRAND BLVD. AURORA, IL 60505</p>	<p>(3/20/2019)</p>
<p>TOTAL AMOUNT CHARGED \$ 531.00</p>		
<p>01/17/2019 Payment 531.00</p>		
<p>AMOUNT STILL DUE -> \$ 0.00</p>		<p>Total In Account \$ 531.00</p>
<hr/>		

Kane County
Individual Account Status for January 2019

Mattio Michael F. Parcel: 15-14-228-026	Account: 0119073A (3/20/2019) Prop Addr: 1050 N. FARNSWORTH AVE. G-7 AURORA, IL 60505
TOTAL AMOUNT CHARGED	\$ 1,050.00
01/17/2019 Payment	1,050.00
AMOUNT STILL DUE ->	\$ 0.00
	Total In Account \$ 1,050.00
<hr/>	
Piggy Bank Investment Properties, LLC Parcel: 03-08-153-001	Account: 0119009A (3/20/2019) Prop Addr: STONE GATE RD. & BROADSMORE DR. ALGONQUIN, IL
TOTAL AMOUNT CHARGED	\$ 523.00
01/17/2019 Payment	523.00
AMOUNT STILL DUE ->	\$ 0.00
	Total In Account \$ 523.00
<hr/>	
Piggy Bank Investment Properties, LLC Parcel: 06-03-352-008	Account: 0119022A (3/20/2019) Prop Addr: OFF TODD FARM DR. ELGIN, IL 60123
TOTAL AMOUNT CHARGED	\$ 523.00
01/17/2019 Payment	523.00
AMOUNT STILL DUE ->	\$ 0.00
	Total In Account \$ 523.00
<hr/>	
Piggy Bank Investment Properties, LLC Parcel: 06-21-151-009	Account: 0119036A (3/20/2019) Prop Addr: 2481 SOUTH ST. ELGIN, IL 60123
TOTAL AMOUNT CHARGED	\$ 2,323.00
01/17/2019 Payment	2,323.00
AMOUNT STILL DUE ->	\$ 0.00
	Total In Account \$ 2,323.00
<hr/>	
Piggy Bank Investment Properties, LLC Parcel: 15-13-151-027	Account: 0119072A (3/20/2019) Prop Addr: FARNSWORTH AVE. AURORA, IL 60505
TOTAL AMOUNT CHARGED	\$ 2,323.00
01/17/2019 Payment	2,323.00
AMOUNT STILL DUE ->	\$ 0.00
	Total In Account \$ 2,323.00
<hr/>	
Schacht David Parcel: 03-03-130-014	Account: 0119003A (3/20/2019) Prop Addr: NICCON TRL. ALGONQUIN, IL 60102
TOTAL AMOUNT CHARGED	\$ 613.50
01/17/2019 Payment	613.50
AMOUNT STILL DUE ->	\$ 0.00
	Total In Account \$ 613.50
<hr/>	

**Kane County
Individual Account Status for January 2019**

Schacht David	Account: 0119004A	(3/20/2019)
Parcel: 03-03-130-015	Prop Addr: NICCON TRL. ALGONQUIN, IL 60102	
TOTAL AMOUNT CHARGED	\$ 613.50	
01/17/2019 Payment	613.50	
AMOUNT STILL DUE ->	\$ 0.00	Total In Account \$ 613.50

Schacht David	Account: 0119005A	(3/20/2019)
Parcel: 03-03-130-016	Prop Addr: NICCON TRL. ALGONQUIN, IL 60102	
TOTAL AMOUNT CHARGED	\$ 613.50	
01/17/2019 Payment	613.50	
AMOUNT STILL DUE ->	\$ 0.00	Total In Account \$ 613.50

Stacy Construction Co.	Account: 0119020A	(3/20/2019)
Parcel: 06-01-429-008	Prop Addr: 1409 DUNDEE AVE. ELGIN, IL 60120	
TOTAL AMOUNT CHARGED	\$ 3,887.00	
01/17/2019 Payment	3,887.00	
AMOUNT STILL DUE ->	\$ 0.00	Total In Account \$ 3,887.00

Westlund Daniel B	Account: 0119025A	(3/20/2019)
Parcel: 06-12-358-008	Prop Addr: 470 PROSPECT BLVD. ELGIN, IL 60120	
TOTAL AMOUNT CHARGED	\$ 512.00	
01/21/2019 Payment	512.00	
AMOUNT STILL DUE ->	\$ 0.00	Total In Account \$ 512.00

===== END OF SALE ACCOUNTS =====

TOTAL PAID FOR ALL ACCOUNTS	\$42,461.83
------------------------------------	--------------------



RESOLUTION/ORDINANCE EXECUTIVE SUMMARY

Resolution No.

Authorizing Contract for Credit Card and Electronic Payment Services
(Kane County Collector)

Committee Flow: Public Service Committee, Executive Committee, County Board

Contact: David Rickert, 630.232.3401

Budget Information:

Was this item budgeted? N/A	Appropriation Amount: N/A
If not budgeted, explain funding source:	

Summary:

Zing Card Payment Systems to provide the County Collector with credit card and electronic payment services for the term of four years

STATE OF ILLINOIS

COUNTY OF KANE

RESOLUTION NO.

**AUTHORIZING CONTRACT FOR CREDIT CARD AND ELECTRONIC PAYMENT SERVICES
(KANE COUNTY COLLECTOR)**

WHEREAS, it is the responsibility of the County Collector to ensure that property tax collections are conducted in a secure and efficient manner; and

WHEREAS, Zing Card Payment Systems can provide credit card and electronic payment services for the Kane County Collector at no cost to the county but with a customer payment surcharge of 2.35% for credit card, 1.15% for debit card and no charge for e-check payment; and

WHEREAS, Zing Card Payment Systems provide the best value based on experience, cost, qualifications and compliance (see attached Purchasing Department bid tabulation).

NOW, THEREFORE, BE IT RESOLVED by the Kane County Board that the County Collector is hereby authorized to contract with Zing Card Payment Systems to provide the County Collector with credit card and electronic payment services for the term of four years

Passed by the Kane County Board on March 12, 2019.

John A. Cunningham
Clerk, County Board
Kane County, Illinois

Christopher J. Lauzen
Chairman, County Board
Kane County, Illinois

Vote:

19-02 Credit Card and Electronic Payment

**County of Kane
PURCHASING DEPARTMENT
KANE COUNTY GOVERNMENT CENTER**

719 S. Batavia Avenue, Bldg. A
Geneva, Illinois 60134

Telephone: (630) 232-5929
Fax: (630) 208-5107



January 28, 2019

PROCUREMENT SYNOPSIS

Requesting Department: Treasurer's Office
Procurement Name: 06-019 Electronic Payment Card & ACH Tax Collection Services
Recommended Vendor: Zing Card, LLC

NOTIFICATION AND RESPONSE

Public Notices: Kane County Web Site and The Daily Herald

Advertising Date:	January 4, 2019	Notices sent/Plan Holders: 44/29
Proposal Due Date:	January 23, 2019	Proposals Received: 10

PURPOSE

The County of Kane accepted proposals from experienced vendors to provide Electronic Payment Card and ACH Tax Collection Services for the years 2019, 2020, 2021 and 2022.

RFP SCORING

Zing Card, LLC 707 Colomba Ct. Suite 101B, St. Charles, IL 60174	100%
Point & Pay 110 State St. East, Suite D, Oldsmar, FL 34677	97%
Kubra Data Transfer, LTD 30 Knox Dr., Piscataway, NJ 08854	94%
J. P. Morgan Chase Bank (IL) 10 S. Dearborn, Floor 36, Chicago, IL 60603-2300	94%
E Gov Strategies, LLC 101 W. Ohio St. Suite 2250, Indianapolis, IN 46204	88%
Paymentus Corporation 13024 Ballantyne Corporate Pl., Charlotte, NC 28277	85%
Gila LLC dba Municipal Services Bureau 8325 Tuscany Way, Austin, TX 78754	82%
Government Payment Services, Inc., dba GovPayNet 7102 Lakeview Pkwy West Dr., Indianapolis, IN 46268	78%
Jet Pay Payment Services FL, LLC 316 S. Baylen St. #590, Pensacola, FL 32502	73%
Alarcriti 1551 S. Washington Ave. Suite 130, Piscataway, NJ 08854	66%

Staff recommends awarding of this contract to Zing Card, LLC, 707 Colomba Ct., Suite 101B, St. Charles, IL 60174 to provide Electronic Payment Card & ACH Tax Collection Services.

Submitted By:
Maria C. Calamia
Maria C. Calamia, CPPB
Assistant Purchasing Director



707 Colomba Court, Suite 101B
St. Charles, IL 60174

CONTRACTOR DISLCOSURE

As of January 1, 2015, Zing Card LLC, to the best of our knowledge the Owners, Officers or Executives have not made any political campaign contributions to any Kane County Elected Official countywide in the last 12 month period.

Below is a list of shareholders or owners with at least 5% holdings in Zing Card LLC:

Ms. Lori Smith 51% 2402 Majestic Oaks Lane St. Charles, IL 60174

Mr. Scott Sujack 49% 7500 Higgins Lane, Plano, TX 75024

Lori A. Smith
Managing Member


Officer
Title

1/23/19
Date

Subscribed and Sworn this 23rd day of January, 2019

Ahisey Galarza

Notary Public





RESOLUTION/ORDINANCE EXECUTIVE SUMMARY

Resolution No.

Authorizing Contract for Bill Preparation and Collection Services (Kane County Collector)

Committee Flow: Public Service Committee, Executive Committee, County Board

Contact: David Rickert, 630.232.3401

Budget Information:

Was this item budgeted? N/A	Appropriation Amount: N/A
If not budgeted, explain funding source:	

Summary:

JPMorgan Chase Bank, N.A. and LRD Systems & Forms to provide the County Collector with bill preparation and lock box services for the term of four years

STATE OF ILLINOIS

COUNTY OF KANE

RESOLUTION NO.

**AUTHORIZING CONTRACT FOR BILL PREPARATION AND COLLECTION SERVICES
(KANE COUNTY COLLECTOR)**

WHEREAS, it is the responsibility of the County Collector to ensure that property tax collections are conducted in a secure and efficient manner; and

WHEREAS, LRD Systems & Forms can provide bill preparation services and JPMorgan Chase Bank,N.A. can provide lock box collection services both reimbursed through the use of compensating bank balances at no cost to the county; and

WHEREAS, LRD Systems & Forms and JP Morgan Chase Bank,N.A. provide the best value based on experience, cost, qualifications and compliance (see attached Purchasing Department bid tabulation).

NOW, THEREFORE, BE IT RESOLVED by the Kane County Board that the County Collector is hereby authorized to contract with JP Morgan Chase Bank,N.A. and LRD Systems & Forms to provide the County Collector with bill preparation and lock box services for the term of four years

Passed by the Kane County Board on March 12, 2019.

John A. Cunningham
Clerk, County Board
Kane County, Illinois

Christopher J. Lauzen
Chairman, County Board
Kane County, Illinois

Vote:

19-02 Bill - Collection Services

**County of Kane
PURCHASING DEPARTMENT
KANE COUNTY GOVERNMENT CENTER**

719 S. Batavia Avenue, Bldg. A.
Geneva, Illinois 60134

Telephone: (630) 232-5929
Fax: (630) 208-5107



January 29, 2019

PROCUREMENT SYNOPSIS

Requesting Department:	Treasurer Office	Procurement Name:	RFP 05-019 Tax Bills
Recommended Vendor:	J.P. Morgan Chase & LRDS System and Forms		

NOTIFICATION AND RESPONSE

Public Notices: • County of Kane's Web site • Tribune Publishing (Aurora Beacon News)

Advertising Date:	January 7, 2019	Notices sent/Plan Holders:	40/23
Proposal Due Date:	January 23, 2019	Proposal Received:	7

PURPOSE

To establish a contract for lock box services (collection) and the complete distribution (printing and mailing) of the Kane County property tax bills. This is a four (4) year service contract (2019-2022).

The Treasurer Office evaluated all proposals per specification and scored them based on the criteria important to the lock box collection and distribution of Kane County property tax bill, and determined that J.P Morgan Chase and LRD System & Forms are the most qualified and responsive to the RFP.

Selection Criteria: • Cost = 25% • Qualifications/Approach = 30% • Experience/Capacity with desired services/support = 20% • RFP Compliance/References = 10% • Equipment/Services = 15%

BID TABULATION

VENDOR	SECTION A Distribution Cost	SECTION B Lox Box Collection	TOTAL AVERAGE EVALUATED SCORES	
J.P. Morgan Chase Bank, Chicago, IL	N/A	(1)	97.33%	
Busey Bank/First Tech, Champaign, IL	N/A	(1)	65.33%	
MB Financial, St. Charles, IL	N/A	(1)	59.67%	
Associated Bank Corp, Crystal Lake, IL	N/A	(1)	59.00%	
Wintrust/St. Charles Bank&Trust, St. Charles, IL	N/A	(1)	15.00%	
LRD Systems & Forms, Woodstock, IL	\$29,088.08	N/A	\$29,088.08	100.00%
The Master Touch's LLC, Spokane, WA	\$32,934.00	N/A	\$32,934.00	87.33%

(1) Cost of service will be offset by Compensating Balance.

Base on vendor's qualification, experience, offer per scope of services, service fee, and proposal compliance, staff recommends awarding the contract to J.P Morgan Chase of Chicago, IL for Tax Bills lock box collection and LRD Systems and Forms of Woodstock, IL for printing and distribution, pending Treasurer Office's approval.

Submitted By:
Tim Keovongsak, CPPB, Buyer III
Kane County Purchasing Department

J.P.Morgan

JPMorgan Chase Bank, N.A.
1111 Polaris Parkway
Columbus, OH 43240

CONTRACTOR DISCLOSURE

As of January 17, 2019, JPMorgan Chase Bank, N.A., to the best of my knowledge the Owners, Officers or Executives have not made any political campaign contributions to any Kane County Elected Official countywide in the last 12 month period.

JPMorgan Chase Bank, National Association, is a 100% wholly-owned subsidiary of JPMorgan Chase & Co.

Wade Mickey

Signature

DAVID A. ADAMS
Notary Public
State of Wisconsin

Wade Mickey, Authorized Officer, Vice President

Officer

Title

1 / 17 / 19

Date

Subscribed and Sworn this 17th day of January, 2019

David A. Adams

Notary Public



666 Russel Court, Suite 101
 Woodstock, Illinois 60098
 Phone (815) 338-6620
 Fax (815) 338-6734

CONTRACTOR DISCLOSURE

As of January 1, 2019, LRD Systems and Forms, to the best of our knowledge, the Owners, Officers or Executives have not made any political campaign contributions to any Kane County Elected Official countywide in the last 12 month period.

Below is a list of shareholders or owners with at least 5% holdings in LRD Systems and Forms:

Mr. Darwin J. Shepley, Jr. 1323 Oakview Terrace Woodstock, IL 60098	49%
---	-----

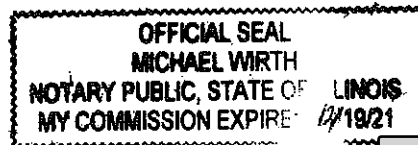
Ms. Robbin A. Shepley 1323 Oakview Terrace Woodstock, IL 60098	51%
--	-----

 _____ Officer Title	Darwin J. Shepley Jr. President	_____ Date
-------------------------------	------------------------------------	---------------

Subscribed and Sworn this 22 day of January, 2019.

Michael Wirth

 Notary Public





RESOLUTION/ORDINANCE EXECUTIVE SUMMARY

Resolution No.

Authorizing Contract for Delinquent Tax Notice Printing, Preparation, and Mailing Services (Kane County Collector)

Committee Flow: Public Service Committee, Executive Committee, County Board

Contact: David Rickert, 630.232.3401

Budget Information:

Was this item budgeted? N/A	Appropriation Amount: N/A
If not budgeted, explain funding source:	

Summary:

LRD Systems & Forms to provide the County Collector with delinquent tax notice printing, preparation and mailing services for the term of four years

STATE OF ILLINOIS

COUNTY OF KANE

RESOLUTION NO.

**AUTHORIZING CONTRACT FOR DELINQUENT TAX NOTICE PRINTING, PREPARATION,
AND MAILING SERVICES (KANE COUNTY COLLECTOR)**

WHEREAS, it is the responsibility of the County Collector to ensure that property tax collections are conducted in a secure and efficient manner; and

WHEREAS, LRD Systems & Forms can provide delinquent tax notice printing, preparation and mailing services consistent with state statute; and

WHEREAS, LRD Systems & Forms provide the best value based on cost, project approach, qualifications, experience and compliance (see attached Purchasing Department bid tabulation).

NOW, THEREFORE, BE IT RESOLVED by the Kane County Board that the County Collector is hereby authorized to contract with LRD Systems & Forms to provide the County Collector with Delinquent Tax Notice printing, preparation and mailing services for the term of four years.

Passed by the Kane County Board on March 12, 2019.

John A. Cunningham
Clerk, County Board
Kane County, Illinois

Christopher J. Lauzen
Chairman, County Board
Kane County, Illinois

Vote:

19-02 Delinquent Tax Notice Printing

**County of Kane
PURCHASING DEPARTMENT
KANE COUNTY GOVERNMENT CENTER**

719 S. Batavia Avenue, Bldg. A
Geneva, Illinois 60134

Telephone: (630) 232-5929
Fax: (630) 208-5107



February 8, 2019

PROCUREMENT SYNOPSIS

Requesting Department: Treasurer's Office
 Procurement Name: 07-019 Printing, Preparation & Mailing Services for
 Delinquent Tax Notices
 Recommended Vendor: LRD Systems & Forms

NOTIFICATION AND RESPONSE

Public Notices: Kane County Web Site and The Daily Herald

Advertising Date:	January 4, 2019	Notices sent/Plan Holders: 22/17
Proposal Due Date:	January 23, 2019	Proposals Received: 4

PURPOSE

The County of Kane accepted proposals from experienced vendors to provide Printing, Preparation & Mailing Services for Delinquent Tax Notices for the years 2019, 2020, 2021 and 2022.


RFP SCORING

LRD Systems & Forms 666 Russel Ct. Suite 101 Woodstock, IL 60098	92.00%
Moonlight Mailing 2491 NE Twin Knoll Dr. Suite 102 Bend, OR 97701	83.33%
Sebis Direct, Inc. 6516 W. 74 th St. Bedford Park, IL 60638	.00%*
The Master's Touch 1405 N. Ash St. Spokane, WA 99201	.00%*

*These vendors did not seem to grasp the enormity of the project. They did not ask any questions during the process and their proposals were not deemed worthy of consideration by the Treasurer's Office staff.

The remaining Proposals were reviewed and scored based on the weights and criteria as stated in the RFP. The Treasurer's staff recommends awarding of this contract to LRD Systems & Forms of Woodstock, IL to provide Printing, Preparation & Mailing Services for Delinquent Tax Notices for a four-year term pending approval by the Kane County Treasurer.

Submitted By:
Maria C. Calamia
Maria C. Calamia, CPPB
Assistant Purchasing Director



666 Russel Court, Suite 101
 Woodstock, Illinois 60098
 Phone (815) 338-6620
 Fax (815) 338-6734

CONTRACTOR DISCLOSURE

As of January 1, 2019, LRD Systems and Forms, to the best of our knowledge, the Owners, Officers or Executives have not made any political campaign contributions to any Kane County Elected Official countywide in the last 12 month period.

Below is a list of shareholders or owners with at least 5% holdings in LRD Systems and Forms:


Mr. Darwin J. Shepley, Jr. 49%
 1323 Oakview Terrace
 Woodstock, IL 60098

Ms. Robbin A. Shepley 51%
 1323 Oakview Terrace
 Woodstock, IL 60098

Office Title	 Darwin J. Shepley Jr. President	1-22-2019 Date
-----------------	--	-------------------

Subscribed and Sworn this 22 day of January, 2019.

Michael Wirth
 Notary Public



COUNTY OF KANE

COUNTY ASSESSMENT OFFICE

Mark D. Armstrong, CIAO

Supervisor of Assessments

Holly A. Winter, CIAO/I

Chief Deputy Supervisor of Assessments



719 Batavia Avenue, Building C

Geneva, Illinois 60134-3000

(630) 208-3818

www.KaneCountyAssessments.org

Memorandum

To: The Honorable Chairperson Douglas Schefflow and the
Public Service Committee of Kane County Board

From: Mark D. Armstrong, CIAO

Date: February 14, 2019

Re: Monthly report

Last month, I reported how the 2018 Kane County Assessment Roll was certified to County Clerk Cunningham on December 19, 2018. On February 6, 2019, the Illinois Department of Revenue certified an equalization factor of 1.0000 for Kane County's 2018 (payable 2019) assessment roll, which means that the Department certifies that no further changes are needed to the assessment roll for this year. Thanks to the hard work, dedication, and commitment from each Township Assessor, Deputy Supervisor of Assessments, and Board of Review member, this is the 30th consecutive year that Kane County has received an equalization factor of 1.0000.

An equalization factor of 1.0000 from the Illinois Department of Revenue means two things:

- After equalization by the Supervisor of Assessments, the County's assessment roll is within 1% of the state-mandated level of 33.33% as of January 1, 2018, based on sales in 2015, 2016, and 2017; and
- The aggregate value changes made by the Board of Review, weighted by classification, did not exceed 1% of the aggregate equalized assessed valuation.

This should NOT be taken to mean that any individual property's valuation has been judged correct. An equalization factor is the result of a macroscopic analysis, and will not reflect any single individual parcel.

This is, as always, truly a team effort, and it could not have been done without each Township Assessor, Deputy Supervisor of Assessments, and Board of Review member.

A copy of the Department's report is attached.

To: The Honorable Chairperson Douglas Scheflow and the
Public Service Committee of Kane County Board
February 14, 2019
Page 2 of 2

Monthly Production Report

The monthly and year-to-date summaries of work performed by the Kane County Assessment Office during the previous month (and the same month from the prior year) are as follows:

<i>Documents Processed</i>	<i>January 2018</i>	<i>2018 Year-To-Date</i>	<i>January 2019</i>	<i>2019 Year-To-Date</i>
Deeds	132	132	1,793	1,793
Transfer Declarations	139	139	1,143	1,143
Name/Address Changes	2,968	2,968	2,580	2,580
Homestead Exemption App.	403	403	379	379
Homestead Removals	463	463	322	322
Senior Exemption App.	297	297	81	81
Senior Freeze Applications	713	713	1,118	1,118
Veteran/Disabled Exemptions	12	12	32	32
Assessment Corrections	0	0	0	0
Certificates of Error	0	0	0	0
Subdivisions	4	4	2	2
Total Documents Processed	5,131	5,131	7,450	7,450
KaneCountyAssessments.org Visits	11,370	11,370	12,011	12,011
KaneCountyAssessments.org Page Views	18,387	18,387	18,994	18,994
DevNet wEdge Visits*	0	0	45,810	45,810
DevNet wEdge Page Views*	0	0	200,313	200,313
Telephone Inquiries	1,463	1,463	1,471	1,471
Property Tax Appeal Board Filings	115	115	10	10
New E-News Subscribers	34	34	28	28
Public Presentation Attendance	18	18	75	75

** Statistics for the new DevNet wEdge visits and Page Views commenced on July 1, 2018*

* * * *

Please let me know if you need additional information on any of these topics.



Illinois Department of Revenue
Property Tax Division
101 W. Jefferson St., MC 3-450
PO Box 19033
Springfield, IL 62794-9033
(217) 785-6619

M E M O R A N D U M

TO: John Cunningham, County Clerk
Mark Armstrong, Chief County Assessment Officer
Kane County

FROM: David Harris, Director

DATE: February 6, 2019

SUBJECT: 2018 FINAL EQUALIZATION FACTOR

The final equalization factor enclosed has been computed in accordance with the Property Tax Code. This factor must be applied to all locally assessed non-farm real estate including the farm dwelling and homesite and excluding property assessed under Sections 10-110 through 10-140 and 10-170 through 10-200 of the Property Tax Code (35 ILCS 200/10-110 through 10-140 and 10-170 through 10-200).

The final factor differs from the tentative factor only if the Board of Review has made significant changes in assessments or if new facts have been ascertained since the tentative factor was calculated.

Should you have any questions, please call the Sales Ratio and Equalization Section at (217) 785-6619.

DH:ASB:ch
Enc. 2

STATE OF ILLINOIS
DEPARTMENT OF REVENUE
PROPERTY TAX DIVISION

CERTIFICATION OF THE FINAL EQUALIZATION FACTOR TO THE COUNTY CLERK OF
KANE COUNTY:

In accordance with Section 17-30 of the Property Tax Code (35 ILCS 200/17-30), the percent to be added to the assessed valuation of locally assessed property other than property assessed under Sections 10-110 through 10-140 and 10-170 through 10-200 of the Property Tax Code (35 ILCS 200/10-110 through 10-140 and 10-170 through 10-200) as finalized by the Board of Review for the assessment year 2018 is 0.00% by the application of an equalization factor of 1.0000.

Application of this factor will provide the equalized assessed value of all locally assessed property other than property assessed under Sections 10-110 through 10-140 and 10-170 through 10-200 of the Property Tax Code (35 ILCS 200/10-110 through 10-140 and 10-170 through 10-200) to be used for all purposes prescribed by the Constitution and Statutes of the State of Illinois.



David Harris
Director of Revenue

DATED: February 6, 2019
DH:ASB:ch



Illinois Department of Revenue

Property Tax Division
101 W. Jefferson St., MC 3-450
PO Box 19033
Springfield, IL 62794-9033
(217) 785-6619

M E M O R A N D U M

TO: Mark Armstrong, Chief County Assessment Officer

FROM: Adrienne Suits Bailey, Manager
Property Tax Division

DATE: February 6, 2019

RE: KANE COUNTY'S LEVEL OF ASSESSMENTS

Enclosed are the Department's forms PTAX-215 and 236 showing the level of assessments on which your County's 2018 final equalization factor was based.

Also enclosed is the form PTAX-210 used by the Department to calculate your county's 2018 final equalization factor.

If you have any questions regarding the enclosed forms, please call the Sales Ratio and Equalization Section at (217) 785-6619.

ASB:ch



PTAX-215

Assessment Ratios Adjusted for Changes

through 2018 B/R for Kane County

- CCAO
- B/R
- SRS

Non-farm by township	2015	2016	2017	3-year average
Aurora	35.87	33.35	30.95	33.39
Batavia	34.67	33.64	31.57	33.29
Blackberry	33.46	33.21	33.21	33.29
Campton	33.78	33.33	32.93	33.35
Dundee	34.92	34.13	30.82	33.29
Elgin	35.41	33.21	31.30	33.31
Geneva	33.62	33.53	32.78	33.31
Wampashine	35.30	33.56	31.05	33.30
Plato	34.14	32.98	32.58	33.23
Rotland	35.07	33.01	30.81	32.96
St. Charles	34.50	33.54	32.93	33.66
Sugar Grove	34.70	33.39	31.90	33.33
All Others	35.99	33.32	32.10	—
Non-farm Wtd	34.80	33.46	31.78	33.35

Computed MM Jones (1/28/19)
 Checked P. Ebbing (2/1/19)



Illinois Department of Revenue

Property Tax Division

Adjustment of Original Computation of General Level of Assessments for Changes Made by 20 18 B/R

KANE COUNTY

Adjustment Data Source

- 260-A Abstract
- 280-A Abstract

- B/R Multipliers
- CCAO Multipliers

Urban by Township	Assessed Valuation 20 <u>14</u> (In Thousands)	Percent Adjustment	Adjusted Assessed Valuation (In Thousands)	Estimated Full Value 20 <u>15</u> (In Thousands)	Adjusted Ratio
\ Aurora	\ 2,023,030	\ n/c %	\ 2,023,030	\ 5,640,419	\ 35.87%
\ Batavia	\ 1,172,640	\ n/c	\ 1,172,640	\ 3,382,500	\ 34.67
\ Blackberry	\ 558,395	\ n/c	\ 558,395	\ 1,668,823	\ 33.46
\ Campton	\ 746,522	\ n/c	\ 746,522	\ 2,209,791	\ 33.78
\ Dundee	\ 1,625,702	\ n/c	\ 1,625,702	\ 4,655,613	\ 34.92
\ Elgin	\ 2,155,183	\ n/c	\ 2,155,183	\ 6,086,299	\ 35.41
\ Geneva	\ 1,163,469	\ n/c	\ 1,163,469	\ 3,460,784	\ 33.62
\ Hampshire	\ 239,089	\ n/c	\ 239,089	\ 677,400	\ 35.30
\ Plato	\ 244,783	\ n/c	\ 244,783	\ 716,936	\ 34.14
\ Rutland	\ 737,420	\ -1.1	\ 729,308	\ 2,079,831	\ 35.07
\ St. Charles	\ 2,168,363	\ n/c	\ 2,168,363	\ 6,285,981	\ 34.50
\ Sugar Grove	\ 643,017	\ n/c	\ 643,017	\ 1,852,969	\ 34.70
\ All Others	\ 170,240	\ n/c	\ 170,240	\ 473,038	\ 35.99
Non-Farm Vtd	\ 13,647,853	\ -0.1	\ 13,639,741	\ 39,190,384	\ 34.80

Notes:

This form is authorized in accordance with the Illinois Property Tax Code. Disclosure of this information is required. Failure to provide information may result in this form not being processed and may result in a penalty.

Computed MM (1/28/19)
Checked P. Ebbert (2/1/19)



Illinois Department of Revenue

Property Tax Division

Adjustment of Original Computation of General Level of Assessments for Changes Made by 20 18 B/R

KANE COUNTY

Adjustment Data Source

- 260-A Abstract
- 280-A Abstract

- B/R Multipliers
- CCAO Multipliers

Urban by Township	Assessed Valuation 20 <u>15</u> (In Thousands)	Percent Adjustment	Adjusted Assessed Valuation (In Thousands)	Estimated Full Value 20 <u>16</u> (In Thousands)	Adjusted Ratio
Aurora	2,013,452	n/c %	2,013,452	6,037,057	33.35%
Batavia	1,181,094	n/c	1,181,094	3,510,662	33.64
Blackberry	565,246	n/c	565,246	1,702,007	33.21
Campton	750,088	n/c	750,088	2,250,312	33.33
Dundee	1,617,809	n/c	1,617,809	4,740,137	34.13
Elgin	2,166,789	n/c	2,166,789	6,523,768	33.21
Geneva	1,162,851	n/c	1,162,851	3,468,560	33.53
Hampshire	242,866	n/c	242,866	723,572	33.56
Plato	265,747	n/c	265,747	805,688	32.98
Rutland	768,869	-1.1	760,411	2,303,509	33.01
St Charles	2,162,033	n/c	2,162,033	6,446,375	33.54
Sugar Grove	647,617	n/c	647,617	1,939,489	33.39
All Others	170,353	n/c	170,353	511,208	33.32
Non-farm Wtd	13,714,814	-0.1	13,706,356	40,962,344	33.46

Notes:

This form is authorized in accordance with the Illinois Property Tax Code. Disclosure of this information is required. Failure to provide information may result in this form not being processed and may result in a penalty.

Computed MM (1/28/19)
Checked P. Elbing (2/1/19)



Illinois Department of Revenue

Property Tax Division

Adjustment of Original Computation of General Level of Assessments for Changes Made by 20 18 B/R

KANE COUNTY

Adjustment Data Source

- 260-A Abstract
- 280-A Abstract

- B/R Multipliers
- CCAO Multipliers

Urban by Township	Assessed Valuation 20 16 (In Thousands)	Percent Adjustment	Adjusted Assessed Valuation (In Thousands)	Estimated Full Value 20 17 (In Thousands)	Adjusted Ratio
Aurora	1,978,335	n/c %	1,978,335	6,392,344	30.95%
Batavia	1,175,411	n/c	1,175,411	3,723,161	31.57
Blackberry	572,241	n/c	572,241	1,722,890	33.21
Campton	753,783	n/c	753,783	2,288,859	32.93
Dundee	1,590,407	n/c	1,590,407	5,160,249	30.82
Elgin	2,163,629	n/c	2,163,629	6,912,871	31.30
Geneva	1,179,217	n/c	1,179,217	3,597,673	32.78
Hampshire	254,653	n/c	254,653	820,235	31.05
Plato	282,545	n/c	282,545	867,147	32.58
Rutland	793,684	-1.1	784,953	2,547,992	30.81
St Charles	2,165,842	n/c	2,165,842	6,576,494	32.93
Super Grove	655,635	n/c	655,635	2,055,464	31.90
All Others	170,371	n/c	170,371	530,768	32.10
Newfarm Wtd	13,735,753	-0.1	13,727,022	43,196,147	31.78

Notes:

This form is authorized in accordance with the Illinois Property Tax Code. Disclosure of this information is required. Failure to provide information may result in this form not being processed and may result in a penalty.

Computed MM (1/28/19)
Checked P. Ebb (2/11/19)

ILLINOIS DEPARTMENT OF REVENUE

CALCULATION OF TENTATIVE EQUALIZATION FACTOR FOR 2018
FOR KANE COUNTY

- | | |
|--|------------------|
| 1. a. 2015, 2016, 2017 Urban weighted three year average adjusted for assessment changes through 2018: | 33.37 |
| b. 2018 S/A Adjustment? Yes <input checked="" type="checkbox"/> No <input type="checkbox"/> | |
| 2. Equalization factor needed to reach 33.33%: <u>0.9988</u> <u>1.0000</u> (within 1%) | |
| 3. 2018 county total assessed value less Farm B and Coal assessments: | \$15,630,952,269 |
| 4. Aggregate assessment for Farm B: | \$93,439,162 |
| 5. Aggregate assessment for Coal: | \$0 |
| 6. Aggregate assessment for non-farm (Line 2 x Line 3): | \$15,630,952,269 |
| 7. Total county equalized assessed value (Lines 4 + 5 + 6): | \$15,724,391,431 |
| 8. Percent Change 2017 - 2018 (Line 7 / 2017 Total Equalized Assessed Value): | 5.7 |
| 9. Non-Farm less Farm A change 2017 - 2018: | 5.7 |

	2017)	\$14,791,384,763		2018)	\$15,630,952,269
	-	\$183,483,642		-	\$193,887,854
		\$14,607,901,121			\$15,437,064,415
				x	1.0000
					\$15,437,064,415

EQ by: _____
Initial Date

QR by: _____
Initial Date

CALCULATION OF FINAL EQUALIZATION FACTOR FOR 2018
FOR KANE COUNTY

- | | |
|--|------------------|
| 1. a. 2015, 2016, 2017 Urban weighted three year average adjusted for assessment changes through 2018: | 33.35 |
| b. 2018 B/R Adjustment? Yes <input checked="" type="checkbox"/> No <input type="checkbox"/> | |
| 2. Equalization factor needed to reach 33.33%: <u>0.9994</u> <u>1.0000</u> (within 1%) | |
| 3. 2018 county total assessed value less Farm B and Coal assessments: | \$15,543,681,614 |
| 4. Aggregate assessment for Farm B: | \$93,277,707 |
| 5. Aggregate assessment for Coal: | \$0 |
| 6. Aggregate assessment for non-farm (Line 2 x Line 3): | \$15,543,681,614 |
| 7. Total county equalized assessed value (Lines 4 + 5 + 6): | \$15,636,959,321 |
| 8. Percent Change 2017 - 2018 (Line 7 / 2017 Total Equalized Assessed Value): | 5.1 |
| 9. Non-Farm less Farm A change 2017 - 2018: | 5.1 |

	2017)	\$14,791,384,763		2018)	\$15,543,681,614
	-	\$183,483,642		-	\$194,127,570
		\$14,607,901,121			\$15,349,554,044
				x	1.0000
					\$15,349,554,044

EQ by: MM / 1/28/19
Initial Date

QR by: P. Ebling / 2/1/19
Initial Date

MONTHLY REPORT OF THE KANE COUNTY CLERK

JANUARY 2019

2018 YTD	2018 MONTH	RECEIPTS	2019 MONTH	2019 YTD
\$108.00	\$54.00	Civil Union Licenses	\$27.00	\$27.00
\$10,503.00	\$4,563.00	Marriage Licenses	\$4,320.00	\$9,855.00
\$3,936.00	\$2,177.00	Notary Comm & Certificates	\$1,492.00	\$2,848.00
\$800.00	\$370.00	Assumed Business Names	\$325.00	\$545.00
\$19,687.00	\$12,783.00	Passport Fees	\$14,549.00	\$23,698.00
\$80,523.60	\$43,418.80	Certified Copy Fees	\$40,316.40	\$73,991.60
\$24,555.60	\$9,507.60	Tax Redemption Fees	\$17,373.60	\$32,216.40
\$124.00	\$66.50	Election fees	\$583.50	\$36,207.50
\$3,847.68	\$3,397.08	Tax Extension fees	\$5,962.16	\$12,940.53
\$1,333.50	\$529.00	Miscellaneous Fees	\$1,193.44	\$1,795.74
\$4.73	\$2.39	Interest: Fee Account	\$13.98	\$29.59
\$191.96	\$93.46	Interest: Tax Redemption Fund	\$314.96	\$667.17
\$18,272.00	\$8,720.00	State Death Surcharge Fund	\$9,688.00	\$17,748.00
\$20.00	\$10.00	State Civil Union Domestic Violence Fund	\$5.00	\$5.00
\$1,945.00	\$845.00	State Marriage Domestic Violence Fund	\$800.00	\$1,825.00
\$28,360.80	\$14,913.60	Vital Records Automation Fund	\$14,443.00	\$26,345.80
\$0.00	\$0.00	Death Surcharge Reimbursement	\$0.00	\$0.00
\$194,212.87	\$101,450.43	TOTAL RECEIPTS	\$111,407.04	\$240,745.33
\$125.00	\$98.00	NSF Checks	\$16.00	\$116.00
\$194,087.87	\$101,352.43	TOTAL	\$111,391.04	\$240,629.33
		DISBURSEMENTS		
		To Kane County Treasurer		
\$145,615.07	\$76,961.83	General Fund	\$86,471.04	\$194,821.53
\$18,272.00	\$8,720.00	State Death Surcharge Fund	\$9,688.00	\$17,748.00
\$20.00	\$10.00	State Civil Union Domestic Violence Fund	\$5.00	\$5.00
\$1,945.00	\$845.00	State Marriage Domestic Violence Fund	\$800.00	\$1,825.00
\$28,360.80	\$14,913.60	Vital Records Automation Fund	\$14,443.00	\$26,345.80
\$194,212.87	\$101,450.43	TOTAL DISBURSEMENTS	\$111,407.04	\$240,745.33

Submitted by:

John A. Cunningham
Kane County Clerk

Received by:

Douglas Scheflow
Public Service Committee

Date: February 21, 2019

**COUNTY CLERK - MONTHLY REPORT
JANUARY 2019**

2018	TAX REDEMPTION ACCOUNT	2019
MONTH		MONTH
\$2,548,222.26	Beginning Balance	\$1,984,698.73
	RECEIPTS	
\$736,080.92	Tax Redemption	\$837,768.95
\$93.46	Interest	\$314.96
\$3,284,396.64	TOTAL RECEIPTS	\$2,822,782.64
	DISBURSEMENTS	
\$1,285,069.18	To Tax Buyers	\$946,335.11
\$93.46	To Fee Account	\$314.96
\$1,285,162.64	TOTAL DISBURSEMENTS	\$946,650.07
\$1,999,234.00	ENDING BALANCE	\$1,876,132.57

From the Office of
John A. Cunningham
Kane County Clerk
BIRTHS

MONTH↓ YEAR→	2010	2011	2012	2013	2014	2015	2016	2017	2018	2019	2020	2021	2022
JAN	646	657	659	662	577	617	628	572	556	558			
FEB	638	620	595	609	563	581	593	513	551				
MARCH	762	731	648	683	628	631	618	581	573				
APRIL	778	722	653	643	666	646	614	549	578				
MAY	763	714	683	714	711	669	640	622	585				
JUNE	783	738	690	717	633	662	642	632	659				
JULY	752	772	771	741	743	713	644	618	613				
AUG	763	774	707	683	700	702	707	630	609				
SEPT	785	723	707	663	657	671	637	600	599				
OCT	747	695	717	688	701	659	610	575	593				
NOV	686	633	633	620	632	607	605	533	584				
DEC	684	713	621	637	633	633	624	566	564				
TOTAL	8,787	8,492	8,084	8,060	7,844	7,791	7,562	6,991	7,064	558			

From the Office of
John A. Cunningham
Kane County Clerk
DEATHS

MONTH↓ YEAR→	2010	2011	2012	2013	2014	2015	2016	2017	2018	2019	2020	2021	2022
JAN	280	264	259	342	258	296	253	279	303	327			
FEB	211	264	238	244	227	248	248	213	255				
MARCH	268	261	244	261	259	280	294	295	257				
APRIL	239	258	222	269	238	254	238	240	272				
MAY	273	254	249	253	252	225	253	265	308				
JUNE	222	207	241	215	245	243	245	250	233				
JULY	234	227	225	233	247	237	249	238	274				
AUG	237	274	273	261	231	247	232	262	257				
SEPT	214	239	260	242	250	286	233	248	231				
OCT	217	266	281	219	248	251	247	270	283				
NOV	212	261	242	229	239	253	258	262	271				
DEC	270	236	278	260	326	276	271	292	264				
TOTAL	2,877	3,011	3,012	3,028	3,020	3,096	3,021	3,114	3,208	327			

From the Office of
John A. Cunningham
Kane County Clerk
ASSUMED NAME

MONTH ↓ YEAR →	2010	2011	2012	2013	2014	2015	2016	2017	2018	2019	2020	2021	2022
JAN	43	38	58	35	27	28	41	19	30	22			
FEB	44	43	57	42	45	49	48	31	36				
MAR	74	45	65	48	38	55	58	59	32				
APR	59	58	53	63	71	47	50	55	45				
MAY	55	70	52	57	69	49	42	43	47				
JUN	50	60	47	36	42	49	51	54	35				
JUL	54	49	48	32	49	48	32	35	30				
AUG	69	43	60	42	38	51	50	27	23				
SEP	56	47	50	53	42	36	31	34	35				
OCT	47	31	37	45	50	44	37	29	32				
NOV	47	40	34	34	35	29	32	36	21				
DEC	39	43	37	41	38	43	35	36	18				
TOTAL	637	567	598	528	544	528	507	458	384	22			

From the Office of
John A. Cunningham
Kane County Clerk
MARRIAGE LICENSE

MONTH ↓ YEAR →	2004	2005	2006	2007	2008	2009	2010	2011	2012	2013	2014	2015	2016	2017	2018	2019
JAN	183	178	196	194	191	164	125	177	170	158	148	158	178	242	169	163
FEB	193	173	208	181	173	191	167	202	209	168	164	195	178	248	211	
MAR	208	225	244	203	212	205	213	222	205	175	201	211	240	265	209	
APR	268	268	241	247	269	248	217	229	210	216	269	264	267	251	250	
MAY	309	335	370	356	317	289	283	302	333	306	313	317	351	363	332	
JUN	369	366	381	370	331	332	333	409	324	287	354	347	380	353	324	
JUL	352	334	307	336	355	336	325	277	315	326	356	375	352	311	329	
AUG	336	390	366	372	376	315	327	358	347	334	387	351	411	399	392	
SEP	374	319	239	306	326	332	332	330	292	293	327	383	361	366	297	
OCT	232	224	250	253	251	230	232	227	237	245	273	254	266	277	293	
NOV	181	197	203	152	189	158	153	202	184	163	152	174	289	246	175	
DEC	203	171	203	168	184	168	216	175	195	209	195	208	238	217	205	
TOTAL	3,208	3,180	3,208	3,138	3,174	2,968	2,923	3,110	3,021	2,880	3,139	3,237	3,511	3,538	3186	163

From the Office of
John A. Cunningham
Kane County Clerk
CIVIL UNIONS

MONTH ↓ YEAR →	2011	2012	2013	2014	2015	2016	2017	2018	2019	2020	2021	2022
JAN	0	3	3	3	0	1	0	2	1			
FEB	0	5	1	3	0	2	1	2				
MAR	0	2	2	4	1	1	1	1				
APR	0	4	0	3	0	0	1	2				
MAY	0	6	5	1	0	3	1	0				
JUN	48	3	3	0	1	2	0	0				
JUL	30	5	2	0	0	2	1	2				
AUG	17	3	6	1	1	1	1	1				
SEP	11	5	3	0	0	0	2	0				
OCT	12	2	2	0	2	3	3	2				
NOV	12	2	3	4	0	1	0	0				
DEC	8	6	1	1	1	4	5	0				
TOTAL	138	46	31	20	6	20	16	12	1			

From the Office of
John A. Cunningham
Kane County Clerk
PASSPORTS

MONTH \ YEAR →	2003	2004	2005	2006	2007	2008	2009	2010	2011	2012	2013	2014	2015	2016	2017	2018	2019
JAN	531	491	280	359	915	484	209	176	209	155	176	155	159	363	257	397	357
FEB	418	419	250	295	518	332	158	154	174	124	113	162	149	265	365	308	
MAR	402	383	328	374	844	403	254	222	159	146	146	205	205	350	453	450	
APR	359	325	255	285	538	299	185	192	136	91	151	182	218	380	216	208	
MAY	351	228	230	272	411	246	160	135	101	141	173	180	147	246	230	311	
JUN	259	248	220	193	399	225	170	153	103	131	198	128	135	241	262	267	
JUL	245	128	189	194	406	152	113	181	70	81	106	95	88	155	167	198	
AUG	268	230	228	259	365	144	127	80	98	100	123	73	129	167	146	235	
SEP	239	144	194	189	236	87	106	62	79	56	76	89	113	141	87	154	
OCT	273	183	180	277	295	129	90	114	70	112	119	103	131	182	150	203	
NOV	240	179	178	315	246	74	96	82	99	101	127	106	136	231	197	201	
DEC	331	165	230	414	212	124	99	127	120	82	92	99	177	218	206	219	
TOTAL	3,916	3,123	2,762	3,426	5,385	2,699	1,767	1,678	1,418	1,320	1,600	1,577	1,787	2,939	2,736	3,151	357

From the Office of
John A. Cunningham
Kane County Clerk
SUMMARY

Category	2018	2019	Record Increase/Decrease	Percent of Increase/Decrease
Birth	556	558	2	0.36%
Death	303	327	24	7.92%
Assumed Name	30	22	-8	-26.67%
Marriage/Civil Union	171	164	-7	-4.09%
Passport	397	357	-40	-10.08%
Total:	1,457	1,428	-29	-1.99%

TAX REDEMPTION/EXTENSION STATS

REDEMPTION/TAX BUYER CALLS

	JAN	FEB	MAR	APR	MAY	JUNE	JULY	AUG	SEPT	OCT	NOV	DEC	TOTALS
2008	1325	932	1083	1153	799	670	629	751	727	582	1286	975	10912
2009	940	1206	889	568	766	505	514	504	256	1193	1636	1421	10398
2010	919	940	1180	916	706	533	478	586	614	617	1398	977	9864
2011	1067	974	1194	1006	849	578	570	836	548	858	1575	947	11002
2012	826	717	745	720	589	602	576	529	476	848	1078	744	8450
2013	998	826	605	935	744	510	457	523	560	954	1275	711	9098
2014	678	608	687	756	410	493	465	468	587	731	1032	751	7666
2015	582	516	533	818	556	450	350	388	326	547	931	647	6644
2016	513	515	606	550	561	325	305	353	377	353	1020	566	6044
2017	524	490	596	451	514	350	303	418	409	462	1010	562	6089
2018	537	448	552	485	542	228	276	265	284	376	673	542	5208
2019	687												

TAX EXTENSION CALLS

	JAN	FEB	MAR	APR	MAY	JUNE	JULY	AUG	SEPT	OCT	NOV	DEC	TOTALS
2008	79	45	79	118	109	51	61	28	56	27	44	18	715
2009	17	11	43	49	31	15	17	5	11	25	9	9	242
2010	6	3	23	19	30	6	7	13	12	8	8	15	150
2011	3	8	8	26	6	5	4	15	4	15	16	9	119
2012	5	0	4	11	12	6	7	20	10	1	19	14	109
2013	25	8	18	17	0	0	6	25	3	1	2	36	141
2014	8	9	12	5	9	7	14	1	13	1	2	0	81
2015	9	5	11	7	0	0	0	0	46	5	41	10	134
2016	3	2	3	1	3	3	0	0	0	4	3	7	29
2017	18	7	17	2	3	3	12	12	12	4	10	5	105
2018	13	9	8	10	18	4	4	10	6	8	9	8	107
2019	13												

SPANISH CALLS/COUNTER

	JAN	FEB	MAR	APR	MAY	JUNE	JULY	AUG	SEPT	OCT	NOV	DEC	TOTALS
2008	14	7	19	10	9	11	10	5	11	22	14	12	144
2009	1	18	14	6	10	17	0	0	19	11	2	5	103
2010	3	8	12	6	10	6	11	3	4	5	5	8	81
2011	5	3	10	7	2	6	3	2	1	4	2	1	46
2012	2	3	2	2	10	2	0	2	3	4	0	2	32
2013	5	6	5	3	3	1	2	5	3	2	8	4	47
2014	3	3	1	1	2	1	2	0	1	0	2	0	16
2015	3	3	5	5	4	4	5	3	4	0	7	5	48
2016	6	7	9	8	14	9	5	19	8	17	16	10	128
2017	14	13	20	9	10	11	9	13	15	13	18	8	153
2018	14	9	24	14	19	8	7	3	0	2		14	114

2019	11												
TRANSFER TO OTHER COUNTY DEPTS													
	JAN	FEB	MAR	APR	MAY	JUNE	JULY	AUG	SEPT	OCT	NOV	DEC	TOTALS
2008	69	63	66	58	285	87	102	108	97	131	37	22	1125
2009	7	1	58	43	62	26	101	82	78	100	60	12	630
2010	17	26	54	26	105	21	20	19	40	168	27	71	594
2011	57	58	128	81	84	73	51	67	79	79	39	23	819
2012	21	13	38	30	294	68	12	28	27	85	19	40	675
2013	3	16	26	27	138	56	9	26	43	79	10	1	434
2014	13	6	7	29	34	30	4	17	18	30	4	0	192
2015	0	26	9	28	96	17	30	29	60	75	0	20	390
2016	13	13	61	40	93	73	22	97	75	95	44	31	657
2017	25	23	37	60	146	37	26	73	68	52	27	55	629
2018	9	17	17	15	160	29	9	18	16	43	2	6	341
2019	23												

PLATS

	JAN	FEB	MAR	APR	MAY	JUNE	JULY	AUG	SEPT	OCT	NOV	DEC	TOTALS
2008	9	6	4	9	3	9	17	5	5	2	2	0	71
2009	0	4	6	2	1	5	10	0	2	1	1	2	34
2010	1	4	7	1	3	6	2	4	14	3	6	1	52
2011	1	2	2	1	7	1	0	3	2	4	4	3	30
2012	4	3	4	4	5	4	2	6	2	10	3	3	50
2013	3	5	3	7	7	3	0	1	4	3	2	8	46
2014	4	5	3	7	5	5	6	10	5	8	6	8	72
2015	8	25	4	3	9	5	6	3	4	6	6	6	85
2016	2	9	6	5	1	4	4	6	5	2	5	2	51
2017	3	7	10	3	9	6	3	5	2	11	2	7	68
2018	1	2	7	2	7	6	2	3	2	4	0	0	36
2019	6												

PASSPORT/MISC

	JAN	FEB	MAR	APR	MAY	JUNE	JULY	AUG	SEPT	OCT	NOV	DEC	TOTALS
2008	23	35	80	55	114	39	85	63	30	313	63	6	906
2009	29	3	1	75	38	20	7	48	27	10	6	10	274
2010	11	6	6	38	7	3	5	15	12	0	0	46	149
2011	33	19	31	10	38	20	28	16	89	9	27	41	361
2012	22	21	15	20	37	39	25	9	12	44	29	16	289
2013	6	22	18	37	27	25	3	23	2	3	3	21	190
2014	12	3	14	1	31	4	2	9	25	0	11	0	112
2015	15	10	38	21	0	13	0	3	3	4	3	6	116
2016	1	9	32	65	38	41	17	36	40	34	29	10	352
2017	23	21	18	20	26	24	25	31	20	18	17	15	258
2018	18	25	35	19	21	13	8	10	6	15	26	8	204
2019	45												

TAX DISTRICT BUDGETS FILED TO DATE

	JAN	FEB	MAR	APR	MAY	JUNE	JULY	AUG	SEPT	OCT	NOV	DEC	TOTALS
2008	0	0	0	0	0	0	0	129	0	0	4	8	141
2009	0	0	12	19	11	22	17	12	17	20	1	13	144
2010	1	2	6	13	19	23	15	8	19	14	2	5	127
2011	3	2	6	21	9	21	11	14	12	11	1	8	119
2012	0	0	9	13	13	23	14	9	11	8	3	13	116
2013	1	1	6	13	18	19	22	23	9	9	4	13	138
2014	0	1	5	16	14	16	7	15	21	5	3	11	114
2015	2	2	6	16	16	19	12	8	25	10	8	10	134
2016	1	5	1	16	20	15	5	17	20	8	3	14	125
2017	1	1	3	12	16	16	10	9	21	9	6	12	116
2018	1	0	4	15	10	13	7	5	69	12	4	3	143
2019	10												

TAX DISTRICT LEVIES FILED TO DATE

	JAN	FEB	MAR	APR	MAY	JUNE	JULY	AUG	SEPT	OCT	NOV	DEC	TOTALS
2008	0	0	0	0	0	0	0	9	0	0	27	164	200
2009	0	0	0	0	0	0	0	0	3	7	124	164	298
2010	0	0	0	0	0	0	0	0	0	8	17	98	123
2011	0	0	0	0	0	0	0	1	1	3	24	156	185
2012	0	0	0	0	0	0	0	1	1	2	18	117	139
2013	0	0	0	0	0	0	0	0	0	4	21	123	148
2014	0	0	0	0	0	0	0	1	1	1	29	75	107
2015	0	0	0	0	0	0	0	1	0	3	36	10	50
2016	0	0	0	0	0	0	0	1	1	5	28	110	145
2017	0	0	0	0	0	0	0	0	0	5	42	108	155
2018	0	0	0	0	0	0	0	0	1	5	46	107	159
2019	0												

TAX REDEMPTIONS

COUNTER	JAN	FEB	MAR	APR	MAY	JUNE	JULY	AUG	SEPT	OCT	NOV	DEC	TOTALS
2008	66	52	58	35	30	45	14	23	14	16	42	38	433
2009	25	37	35	85	4	25	25	40	20	25	99	78	498
2010	34	24	50	26	20	20	16	12	14	23	79	30	348
2011	14	24	46	52	9	21	14	17	26	23	58	50	354
2012	20	45	23	84	24	43	11	11	23	40	66	40	430
2013	19	34	64	69	54	21	18	13	2	59	77	23	453
2014	81	32	20	47	35	15	18	18	13	31	73	39	422
2015	31	60	46	73	25	29	21	30	11	44	149	95	614
2016	51	40	98	116	28	34	22	33	58	38	125	80	723
2017	37	49	39	43	41	16	22	45	24	23	82	55	476
2018	37	48	75	63	39	23	28	11	21	24	123	107	599
2019	110												
MAILED IN	JAN	FEB	MAR	APR	MAY	JUNE	JULY	AUG	SEPT	OCT	NOV	DEC	TOTALS
2008	350	476	306	365	125	110	111	101	111	102	396	553	3106
2009	305	475	358	325	143	173	70	80	190	142	480	605	3346
2010	408	247	415	630	178	165	183	110	121	121	454	373	3405
2011	422	282	423	397	154	119	92	271	73	134	455	763	3585
2012	249	210	268	259	110	122	88	83	81	103	308	229	2110
2013	431	209	306	274	9	77	229	40	146	103	390	325	2539
2014	252	165	219	259	138	79	77	66	87	294	425	344	2405
2015	144	162	180	209	118	81	182	75	61	39	176	173	1600
2016	98	152	71	88	56	30	23	33	9	26	256	180	1022
2017	165	101	155	99	87	42	32	44	41	51	314	182	1313
2018	109	93	126	137	124	48	41	21	29	35	110	110	983
2019	144												
TOTAL	JAN	FEB	MAR	APR	MAY	JUNE	JULY	AUG	SEPT	OCT	NOV	DEC	TOTALS
2008	416	528	364	400	155	155	125	124	125	118	438	591	3539
2009	330	512	393	425	147	198	95	120	210	167	579	683	3844
2010	442	271	465	656	198	185	199	122	135	144	512	403	3753
2011	436	306	469	449	163	140	106	282	99	157	513	813	3939
2012	268	255	291	343	134	165	99	94	104	162	374	269	2558
2013	450	243	370	343	63	98	247	53	148	162	467	348	2992
2014	333	197	239	306	173	94	95	84	100	325	498	383	2827
2015	175	222	226	282	143	160	203	105	72	83	325	268	2264
2016	149	192	169	204	84	64	45	66	67	64	381	260	1745
2017	202	150	194	142	128	58	54	89	65	74	396	220	1772
2018	146	141	201	200	163	71	69	32	50	59	233	217	1582
2019	254												